



# Bernard Dewagtere

France, SIN LE NOBLE

## La Paloma (No More) Yradier, Sebastian

### A propos de l'artiste

Docteur en musicologie, chef d'orchestre et compositeur.  
Compositions et arrangements de toutes époques, dans tous les styles ou genres musicaux et pour n'importe quelles formations instrumentales ou vocales.

**Qualification :** Docteur en Musicologie  
**Sociétaire :** SACEM - Code IPI artiste : 342990  
**Page artiste :** [https://www.free-scores.com/partitions\\_gratuites\\_bernard-dewagtere.htm](https://www.free-scores.com/partitions_gratuites_bernard-dewagtere.htm)

### A propos de la pièce



**Titre :** La Paloma  
[No More]  
**Compositeur :** Yradier, Sebastian  
**Arrangeur :** Dewagtere, Bernard  
**Droit d'auteur :** Copyright © Dewagtere, Bernard  
**Instrumentation :** Vibraphone, guitare et/ou piano  
**Style :** Populaire / Dance  
**Commentaire :** La Paloma est une chanson populaire qui a été produite, arrangée et réinterprétée dans diverses cultures au cours des 140 dernières années. La chanson a été composée et écrite par le compositeur espagnol Sebastián Iradier (plus tard Yradier) après avoir visité Cuba en 1861. Iradier peut avoir composé «La Paloma» vers 1863, deux ans seulement avant sa mort en Espagne dans l'ombre, sans jamais deviner que sa chanson allait deveni... (la suite en ligne)

### Bernard Dewagtere sur [free-scores.com](https://www.free-scores.com)

#### LICENCE

Cette partition nécessite une autorisation :  
- pour les représentations publiques  
- pour l'utilisation par les professeurs

**S'acquies de cette licence sur :**

<https://www.free-scores.com/licence-partition.php?partition=36911>



- écouter l'audio
- partager votre interprétation
- commenter la partition
- s'acquies de la licence
- contacter l'artiste

Interdiction de diffusion sur d'autres sites Web.

# La Paloma

Vibraphone & piano  
Tempo = 124

Sebastián Yradier (vers 1863)  
Arr. : Bernard Dewagtere



Mélod

Piano





Musical notation for the first system, including treble and bass staves with triplets and a guitar chord diagram for C major.



Musical notation for the second system, including treble and bass staves with triplets and a guitar chord diagram for G7.



Musical notation for the third system, including treble and bass staves with triplets and a guitar chord diagram for C major.



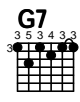
Musical notation system 1, measures 1-5. Treble clef. Measure 1: G4 quarter, B4 quarter, D5 half. Measure 2: G4 quarter, A4 quarter, B4 quarter, C5 quarter, D5 quarter, E5 quarter, F5 quarter, G5 quarter. Measure 3: G4 quarter, A4 quarter, B4 quarter, C5 quarter, D5 quarter, E5 quarter, F5 quarter, G5 quarter. Measure 4: G4 quarter, A4 quarter, B4 quarter, C5 quarter, D5 quarter, E5 quarter, F5 quarter, G5 quarter. Measure 5: G4 quarter, A4 quarter, B4 quarter, C5 quarter, D5 quarter, E5 quarter, F5 quarter, G5 quarter. Bass clef. Measure 1: G2 quarter, B2 quarter, D3 half. Measure 2: G2 quarter, A2 quarter, B2 quarter, C3 quarter, D3 quarter, E3 quarter, F3 quarter, G3 quarter. Measure 3: G2 quarter, A2 quarter, B2 quarter, C3 quarter, D3 quarter, E3 quarter, F3 quarter, G3 quarter. Measure 4: G2 quarter, A2 quarter, B2 quarter, C3 quarter, D3 quarter, E3 quarter, F3 quarter, G3 quarter. Measure 5: G2 quarter, A2 quarter, B2 quarter, C3 quarter, D3 quarter, E3 quarter, F3 quarter, G3 quarter.



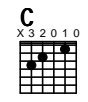
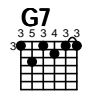
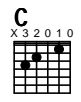
Musical notation system 2, measures 6-10. Treble clef. Measure 6: G4 quarter, A4 quarter, B4 quarter, C5 quarter, D5 quarter, E5 quarter, F5 quarter, G5 quarter. Measure 7: G4 quarter, A4 quarter, B4 quarter, C5 quarter, D5 quarter, E5 quarter, F5 quarter, G5 quarter. Measure 8: G4 quarter, A4 quarter, B4 quarter, C5 quarter, D5 quarter, E5 quarter, F5 quarter, G5 quarter. Measure 9: G4 quarter, A4 quarter, B4 quarter, C5 quarter, D5 quarter, E5 quarter, F5 quarter, G5 quarter. Measure 10: G4 quarter, A4 quarter, B4 quarter, C5 quarter, D5 quarter, E5 quarter, F5 quarter, G5 quarter. Bass clef. Measure 6: G2 quarter, A2 quarter, B2 quarter, C3 quarter, D3 quarter, E3 quarter, F3 quarter, G3 quarter. Measure 7: G2 quarter, A2 quarter, B2 quarter, C3 quarter, D3 quarter, E3 quarter, F3 quarter, G3 quarter. Measure 8: G2 quarter, A2 quarter, B2 quarter, C3 quarter, D3 quarter, E3 quarter, F3 quarter, G3 quarter. Measure 9: G2 quarter, A2 quarter, B2 quarter, C3 quarter, D3 quarter, E3 quarter, F3 quarter, G3 quarter. Measure 10: G2 quarter, A2 quarter, B2 quarter, C3 quarter, D3 quarter, E3 quarter, F3 quarter, G3 quarter.



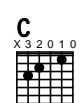
Musical notation system 3, measures 11-15. Treble clef. Measure 11: G4 quarter, A4 quarter, B4 quarter, C5 quarter, D5 quarter, E5 quarter, F5 quarter, G5 quarter. Measure 12: G4 quarter, A4 quarter, B4 quarter, C5 quarter, D5 quarter, E5 quarter, F5 quarter, G5 quarter. Measure 13: G4 quarter, A4 quarter, B4 quarter, C5 quarter, D5 quarter, E5 quarter, F5 quarter, G5 quarter. Measure 14: G4 quarter, A4 quarter, B4 quarter, C5 quarter, D5 quarter, E5 quarter, F5 quarter, G5 quarter. Measure 15: G4 quarter, A4 quarter, B4 quarter, C5 quarter, D5 quarter, E5 quarter, F5 quarter, G5 quarter. Bass clef. Measure 11: G2 quarter, A2 quarter, B2 quarter, C3 quarter, D3 quarter, E3 quarter, F3 quarter, G3 quarter. Measure 12: G2 quarter, A2 quarter, B2 quarter, C3 quarter, D3 quarter, E3 quarter, F3 quarter, G3 quarter. Measure 13: G2 quarter, A2 quarter, B2 quarter, C3 quarter, D3 quarter, E3 quarter, F3 quarter, G3 quarter. Measure 14: G2 quarter, A2 quarter, B2 quarter, C3 quarter, D3 quarter, E3 quarter, F3 quarter, G3 quarter. Measure 15: G2 quarter, A2 quarter, B2 quarter, C3 quarter, D3 quarter, E3 quarter, F3 quarter, G3 quarter.



First system of musical notation. It consists of three staves: a single treble clef staff at the top, and a grand staff (treble and bass clefs) below. The music features a melody in the treble clef staff and a bass line in the grand staff. Both parts are heavily characterized by triplet rhythms, indicated by '3' over groups of notes. The G7 chord diagram is positioned above the first measure of the treble clef staff.



Second system of musical notation, continuing the piece with the same three-staff layout. The treble clef staff contains a melody with various note values and rests. The grand staff provides a bass line with consistent triplet patterns. The C and G7 chord diagrams are placed above the first measures of the treble clef staff.



Third system of musical notation, the final system on this page. It maintains the three-staff structure. The treble clef staff shows a melodic line with some slurs and accents. The grand staff continues with the bass line and triplet accompaniment. The G7 and C chord diagrams are positioned above the first measures of the treble clef staff.



The first system of music consists of three staves. The top staff is a treble clef with a melody of quarter and eighth notes, featuring several triplet markings. The middle staff is a treble clef with a complex accompaniment of eighth notes, also featuring triplet markings. The bottom staff is a bass clef with a simple accompaniment of eighth notes, also featuring triplet markings. Above the first staff, there are three guitar chord diagrams: G7 (3 5 3 4 3 3), C (X 3 2 0 1 0), and G7 (3 5 3 4 3 3).



The second system of music consists of three staves. The top staff is a treble clef with a melody of quarter and eighth notes, featuring several triplet markings. The middle staff is a treble clef with a complex accompaniment of eighth notes, also featuring triplet markings. The bottom staff is a bass clef with a simple accompaniment of eighth notes, also featuring triplet markings. Above the first staff, there is one guitar chord diagram: C (X 3 2 0 1 0).