



Richard Lenz

Australie

Improvising with Malagueña

A propos de l'artiste

Richard Lenz, born in Amsterdam, started to play the guitar at the age of nine. In the Netherlands Richard studied at the Conservatorium in Alkmaar with Tamara Kropat and subsequently at the Conservatorium in Rotterdam with Dick Hoogeveen.

He won two scholarships to help him further his studies overseas in Wales. As a student of the Royal Welsh College of Music and Drama, Richard undertook his postgraduate studies in Cardiff with guitarist John Mills and also studied period performance practice, visiting early music specialist Nigel North in London. Throughout his studies, Richard played in numerous festivals and master classes with many of the world's leading guitarists.

Richard maintains a busy performance and tuition schedule and has appeared in recitals both as a soloist and in various ensembles, including a Royal Performance.

As part of Duo Lenz, Richard and his wife Ruth have established themselves as one of Australia's leading cl... (la suite en ligne)

Sociétaire : AMCOS

Page artiste : https://www.free-scores.com/partitions_gratuites_rlenz.htm

A propos de la pièce



Titre : Improvising with Malagueña
Compositeur : Lenz, Richard
Droit d'auteur : Copyright © Richard Lenz
Editeur : Lenz, Richard
Instrumentation : Guitare seule (notation standard)
Style : Classique


Richard Lenz sur [free-scores.com](https://www.free-scores.com)



- écouter l'audio
- partager votre interprétation
- commenter la partition
- contacter l'artiste


Improvising with Malagueña

Use the Phrygian Mode for your improvisations.
You can also use the A Natural and Harmonic Minor scales.



Malagueña

Spanish Traditional



Malagueña Improvisation 1

For this improvisation play Malagueña as above but change the rhythms of the notes of Line 3.

Example:



Malagueña Improvisation 2

For the next improvisation replace the notes of Line 3 with an improvisation that complements the piece. You may choose to change the rhythm or use the rhythm as notated.

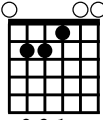
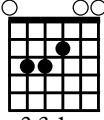
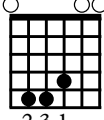
3

Malagueña Improvisation 3

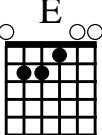
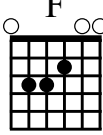
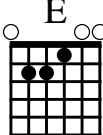
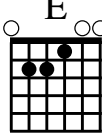

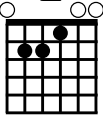
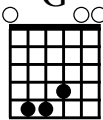
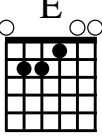
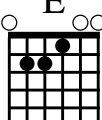

For the following improvisation, improvise the missing bars. You may choose to play crotchets only or play the p,i technique and continue the open E played with Finger i.

Malagueña Improvisation 4

For the this improvisation use the following chords to make up a strummed chord progression to use as an Intro, Interlude and Coda for Malagueña.


	(Spanish)	(Spanish)
E	F	G
		
2 3 1	2 3 1	2 3 1

Example:

	(Spanish)			
E	F	E	E	
				
				
	(Spanish)	(Spanish)		
E	G	F	E	
				
				

Please note: the Interlude replaces the last bar of Line 2 and the Coda replaces the last bar of Line 4.

In Music Notation:



Malagueña Improvisation 5

For this improvisation you can combine all your ideas from the four Malagueña Improvisations.

Olé!