



Fabienne Roussel

Canada

Monsieur Tic Toc (mon premier métronome)

About the artist

For more music, suscribe to my Youtube Channel

https://www.youtube.com/channel/UC__gr9Xqj8c5hCv9bJgomWQ

Associate: SOCAN

Artist page : <https://www.free-scores.com/Download-PDF-Sheet-Music-alouette.htm>

About the piece



Title: Monsieur Tic Toc [mon premier métronome]

Composer: Roussel, Fabienne

Copyright: Copyright © Fabienne Roussel

Publisher: Roussel, Fabienne

Instrumentation: 1 Piano, 4 Hands (duet)

Style: Modern classical

Fabienne Roussel on [free-scores.com](https://www.free-scores.com)

LICENSE

This sheet music requires an authorization

- for public performances
- for use by teachers

Buy this license at :

<https://www.free-scores.com//license?p=atZdUFcQjQ>




- listen to the audio
- share your interpretation
- comment
- pay the licence
- contact the artist

Prohibited distribution on other website.

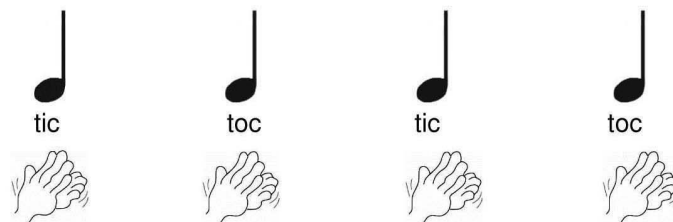
le métronome

Monsieur Tic-Toc



Es-tu capable de frapper dans tes mains?

- en même temps que le CLIC du métronome?



- entre les CLIC du métronome?



Exécute ces exercices à différentes vitesses

Monsieur Tic-Toc

Primo (professeur)

Les 2 mains jouent 1 octave plus haut

The first system of musical notation is in 4/4 time. The right hand (treble clef) plays a sequence of quarter notes: G4, A4, B4, C5. The left hand (bass clef) plays a sequence of quarter notes: G3, A3, B3, C4. The dynamic marking *mf* is placed above the first note of the right hand.

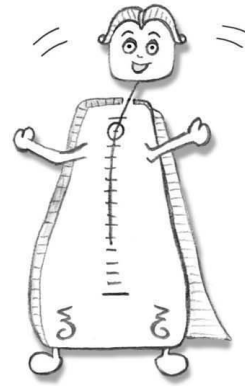
The second system of musical notation continues the piece. The right hand plays quarter notes: D4, E4, F4, G4. The left hand plays quarter notes: D3, E3, F3, G3. The dynamic marking *p* is placed above the first note of the right hand. A hairpin symbol (>) is placed above the first two notes of the right hand, indicating a crescendo.

The third system of musical notation continues the piece. The right hand plays quarter notes: A4, B4, C5, D5. The left hand plays quarter notes: A3, B3, C4, D4. The dynamic marking *mf* is placed above the first note of the right hand.

The fourth system of musical notation concludes the piece. The right hand plays quarter notes: E4, F4, G4, A4. The left hand plays quarter notes: E3, F3, G3, A3. The dynamic marking *f* is placed above the first note of the right hand. A hairpin symbol (>) is placed above the first two notes of the right hand, indicating a crescendo.

Monsieur Tic-Toc

Secondo (élève)



Musical notation for the first system, measures 1-4. The piece is in 4/4 time. Measure 1 starts with a forte (*f*) dynamic. Fingerings are indicated: 1 for the first note in the treble clef, and 1 for the first note in the bass clef. Measures 2 and 3 contain chords with fingerings 3 1 and 2 respectively. Measure 4 contains a chord with fingerings 4 2.

Musical notation for the second system, measures 5-8. Measure 5 has a mezzo-forte (*mf*) dynamic. Measure 8 has a piano (*p*) dynamic. Fingerings are indicated: 3 1 for the first notes in measures 7 and 8. A fingering of 1 5 is shown at the end of the system.

Musical notation for the third system, measures 9-12. Measure 9 has a mezzo-piano (*mp*) dynamic. Fingerings are indicated: 5 3 for the first notes in measures 9 and 10.

Musical notation for the fourth system, measures 13-16. Measure 13 has a mezzo-forte (*mf*) dynamic. Measure 14 has a forte (*f*) dynamic. Measure 16 has a fortissimo (*ff*) dynamic. Fingerings are indicated: 4 2 for the first notes in measures 13 and 14.