



# Lena Orsa

Bielorussia, Minsk

## Tetris for Fingers: modular exercises for piano

### About the artist

Welcome to Lena Orsa's Page!

"My music speaks the language of peace and love." - Lena Orsa

Lena Orsa (The Piano Lady) is truly a woman of music: she performs a number of roles, including composer, orchestrator, pianist, producer, educator and arranger. Lena graduated from The Gnessin Russian Academy of Music in 2006 and has created an impressive portfolio by now. Her spheres of work as composer extend to cover symphonic music, operas, musicals, chamber and choral music, music for films and video games. A universal musician, Lena Orsa can perform in many music genre, be it rock, pop, jazz, soul or classical music; she is constantly involved in concert activities both as a soloist and as a member of various music bands.

Lena Orsa is ready to come to your country with master classes and charitable concerts dedicated to peace and harmony.

Contact email: [lenaorsa.music@gmail.com](mailto:lenaorsa.music@gmail.com)

The most famous music:

... (more online)

**Qualification:** professional

**Artist page :** <https://www.free-scores.com/Download-PDF-Sheet-Music-elena-borisova.htm>

### About the piece



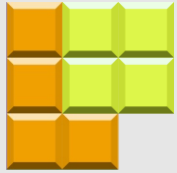
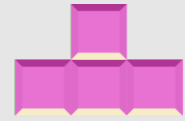
**Title:** Tetris for Fingers: modular exercises for piano  
**Composer:** Orsa, Lena  
**Copyright:** Copyright © Lena Orsa  
**Publisher:** Orsa, Lena  
**Instrumentation:** Piano solo  
**Style:** Instructional  
**Comment:** TETRIS FOR FINGERS: modular exercises for piano.

Lena Orsa on [free-scores.com](https://www.free-scores.com)

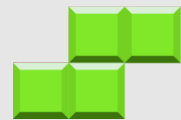


- listen to the audio
- share your interpretation
- comment
- contact the artist


LENA ORSA



TETRIS



FOR FINGERS



MODULAR EXERCISES FOR PIANO



# TETRIS FOR FINGERS

modular exercises for piano

## I. ELEMENTS

Lena Orsa

Piano

1

→

Detailed description: This is the first exercise, starting at measure 1. It is written for piano in 3/4 time. The right hand plays a sequence of eighth notes: C4, D4, E4, F4, G4, A4, B4, C5, D5, E5, F5, G5, A5, B5, C6. The left hand plays a sequence of eighth notes: C3, D3, E3, F3, G3, A3, B3, C4, D4, E4, F4, G4, A4, B4, C5. The exercise consists of four measures, each with a different key signature: C major, B-flat major, B major, and B-flat major. Each measure ends with a right-pointing arrow.

5

2

→

Detailed description: This is the second exercise, starting at measure 5. It is written for piano in 3/4 time. The right hand plays a sequence of eighth notes: C4, D4, E4, F4, G4, A4, B4, C5, D5, E5, F5, G5, A5, B5, C6. The left hand plays a sequence of eighth notes: C3, D3, E3, F3, G3, A3, B3, C4, D4, E4, F4, G4, A4, B4, C5. The exercise consists of four measures, each with a different key signature: C major, B-flat major, B major, and B-flat major. Each measure ends with a right-pointing arrow.

9

3

→

Detailed description: This is the third exercise, starting at measure 9. It is written for piano in 3/4 time. The right hand plays a sequence of eighth notes: C4, D4, E4, F4, G4, A4, B4, C5, D5, E5, F5, G5, A5, B5, C6. The left hand plays a sequence of eighth notes: C3, D3, E3, F3, G3, A3, B3, C4, D4, E4, F4, G4, A4, B4, C5. The exercise consists of four measures, each with a different key signature: C major, B-flat major, B major, and B-flat major. Each measure ends with a right-pointing arrow.

13

4

→

Detailed description: This is the fourth exercise, starting at measure 13. It is written for piano in 3/4 time. The right hand plays a sequence of eighth notes: C4, D4, E4, F4, G4, A4, B4, C5, D5, E5, F5, G5, A5, B5, C6. The left hand plays a sequence of eighth notes: C3, D3, E3, F3, G3, A3, B3, C4, D4, E4, F4, G4, A4, B4, C5. The exercise consists of four measures, each with a different key signature: C major, B-flat major, B major, and B-flat major. Each measure ends with a right-pointing arrow.

17

5

Detailed description: This is the fifth exercise, starting at measure 17. It is written for piano in 3/4 time. The right hand plays a sequence of eighth notes: C4, D4, E4, F4, G4, A4, B4, C5, D5, E5, F5, G5, A5, B5, C6. The left hand plays a sequence of eighth notes: C3, D3, E3, F3, G3, A3, B3, C4, D4, E4, F4, G4, A4, B4, C5. The exercise consists of four measures, each with a different key signature: C major, B-flat major, B major, and B-flat major.

20

Musical notation for measures 20-22. Treble clef, bass clef. Key signature: one flat. Measure 20 starts with a treble clef and a bass clef. Measure 21 has a sharp sign above the treble clef. Measure 22 has a sharp sign above the treble clef and an arrow pointing right.

23 6

Musical notation for measures 23-25. Treble clef, bass clef. Measure 23 has a circled number 6 above the treble clef. Measure 25 has an arrow pointing right.

26

Musical notation for measures 26-28. Treble clef, bass clef. Measure 28 has an arrow pointing right.

29 7

Musical notation for measures 29-31. Treble clef, bass clef. Measure 29 has a circled number 7 above the treble clef.

32

Musical notation for measures 32-34. Treble clef, bass clef. Measure 34 has an arrow pointing right.



35 **8**

38

41 **9**

45 **10**

49 **11**

## II. COMBINATIONS

53 1+5

56

59 1+2+3

62

65 9+10

1+3

6+8+11

1+7+9+11

4+5+6+7+8

1+2

2+9

2+4+6