



olivier LESSEUR

France

Apprendre le violon : Poliushko polie (Learning violin : Poliushko polie)

About the artist

As a French violin teacher passionate about teaching and pedagogy on 4 strings, I wished to create a method which puts the violin within everyone's reach, by developing several original concepts which simplify the learning of the instrument : 1) The use of a guitar tuner to learn accuracy in an interactive way. 2) A very gradual and regular progression of the difficulty of the exercises and pieces, the development of this method having taken place "in the field" during the teaching of violin in music schools. 3) An intuitive fingering tablature designed as a help to the learning of music theory and a pedagogy which reconciles traditional work with working with the ear.

Artist page : <https://www.free-scores.com/Download-PDF-Sheet-Music-violoniste18.htm>

About the piece



Title:	Apprendre le violon : Poliushko polie [Learning violin : Poliushko polie]
Composer:	LESSEUR, olivier
Arranger:	LESSEUR, olivier
Copyright:	Copyright © olivier LESSEUR
Publisher:	LESSEUR, olivier
Instrumentation:	Guitar, bass, drum
Style:	Traditional
Comment:	extract of the volume 3 of « j'apprends le violon » (Lesseur method = 5 volumes with CDs to learn the classical, Irish and jazz violin, with a classical technology and a modern pedagogy)

olivier LESSEUR on [free-scores.com](https://www.free-scores.com)



This work is not Public Domain. You must contact the artist for any use outside the private area.




- listen to the audio
- share your interpretation
- comment
- contact the artist

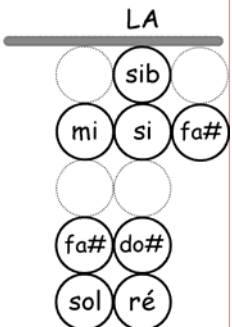
La mise en place rythmique


Voici un morceau court et relativement simple au niveau des doigtés, mais très intéressant à jouer avec l'accompagnement du CD. Le style est en effet jazzy, avec un « empilage » progressif des instruments. Le morceau est joué 3 fois avec son accompagnement, d'abord avec la batterie seule, puis avec la basse qui se rajoute et enfin avec le piano.


les Notes du Morceau :



mi fa# sol LA sib si do# ré fa#




Poliushko polie
démo CD plage 067
playback CD plages 068 à 070



Notes et observations :