



Richard Lenz

Arranger, Composer, Director, Interpreter, Publisher, Teacher

Australia

About the artist

Richard Lenz was born in Amsterdam, The Netherlands and started to play the guitar at the age of nine. In 1990 he started his studies at the Conservatorium in Alkmaar with Tamara Kropat and continued his studies at the Conservatorium in Rotterdam with Dick Hoogeveen.

Richard has appeared in numerous recitals both as a soloist and in various ensembles, including a Royal Performance. In 1996 he won two scholarships to help him further his studies overseas.

In 1997 Richard moved to Great Britain to work and study with various musicians. He undertook his post graduate studies in Cardiff (Wales) at the Royal Welsh College of Music and Drama with master guitarist John Mills. Richard also studied vihuela and period performance practice with early music specialist Nigel North in London.

During his studies, Richard played in numerous festivals and master classes with many of the world's leading guitarists. He composed many works for guitar solo, duet and ensemble.

Richard resides in Western Australia and he maintains a busy performance and tuition schedule. He has acted as an adjudicator in addition to being an examiner for the Australian Music Examinations Board and the University of Western Australia.

Richard also performs on historic guitars, lut... (more online)

Personal web: <http://www.duolenz.com>

Associate: AMCOS

About the piece



Title: Apache Dreaming [for guitar ensemble]

Composer: Lenz, Richard

Licence: Copyright © Richard Lenz

Publisher: Lenz, Richard

Instrumentation: Guitar Ensemble

Style: Classical

Comment: 'Apache Dreaming' is written by Richard Lenz for the beginning (junior) guitar ensemble, in four parts. This file contains a score, individual parts and instructions for improvising an alternative intro and interlude using various percussion sounds created on the guitars. Alternatively percussion instruments may also be used.

Richard Lenz on [free-scores.com](http://www.free-scores.com)

<http://www.free-scores.com/Download-PDF-Sheet-Music-rlenz.htm>

- Contact the artist
- Write feedback comments
- Web page access with QR Code :





Apache Dreaming

For 4 Guitars

Richard Lenz

© Copyright 2009


Apache Dreaming

Alternative Intro (and Interlude)

Section **1** (Bars 1-4) and Section **2** (Bars 37-40) of 'Apache Dreaming' may be extended or replaced by an alternative intro and interlude using various percussion sounds created on the guitars or alternatively by percussion instruments.

In the alternative intro (and interlude) provided the following percussion effects are used:


Guitar 4 starts alone playing the following percussion added to the two repeating chords.



For the stems facing up tap the sound board of the guitar near the fret board.

For the stems facing down tap the sound board near the bridge for a 'darker sound'. This effect should sound like a bongo drum. You may wish to have someone playing this rhythm on a bongo drum. You can use this change in Guitar 4 throughout the entire piece every time Guitar 4 plays these two chords (Em and Asus2).

After 4 bars Guitar 3 comes in with the following rhythm:




To create this percussion effect tap with the right hand nails on the lower bout side of the guitar with fingers *a m i* (or *e a m i* when playing the Ossia staff). Alternatively you could use a percussion instrument like a guiro to play this rhythm.

After Guitar 3 has played four bars of this rhythm, Guitar 1 comes in with a special effect:



To create this effect, pluck the string between the 'e' note on the 4th string (Fret 2) and the note. In other words pluck behind the note. An alternative for plucking the string between the note and the nut would be using a wood block.

After 4 bars of this rhythm (we are now 12 bars into the intro) Guitar 2 comes in with the harmonics as played on the 12th fret on strings 1 and 2.



Once Guitar 2 has played 4 bars of harmonics, Guitar 3 changes from its percussion to normal plucked notes:



After 4 bars of this we have come to the end of our alternative intro and start/resume the piece at Section **A** or..... when using this as an interlude resume at Section **A2**

A few remarks:

- The added percussion to the Guitar 4 chords may be used throughout the entire piece (every time Guitar 4 plays Em and Asus2).
- This alternative section can be used both as an intro (bars 1-4) and interlude (bars 37-40).
- Learn the 'Apache Dreaming' first 'as is' before making the changes. After the students are confident with the piece, introduce the change.
- The students do not need to have the music for this alternative intro/interlude. It is a great opportunity for students to learn to listen out for the other parts.
- Percussion effects may be changed and/or replaced by percussion instruments. Students can be involved in exploring their instruments and finding their own percussive sounds effects on the guitar.
- Although this alternative intro/interlude is written out, this section may be used to improvise with different rhythms and percussion effects.
- And most importantly have fun!

Richard Lenz
Sept. 2009

Apache Dreaming

Alternative Intro (and Interlude)

www.duolenz.com
free for non-commercial use

Richard Lenz

Tap sound board near fret board

Tap sound board near bridge

5 Percussion on side of guitar - lower bout

9 Pluck between 'e' on 4th string and nut (behind the note)

13

17

The musical score is written for four guitar parts (Gtr. 1, 2, 3, 4) and percussion. It is in common time (C) and features a variety of techniques. Gtr. 4 plays a rhythmic pattern of eighth notes with tapping and plucking. Gtr. 3 provides percussive accompaniment with 'x' marks. Gtr. 1 and 2 play melodic lines. The score is divided into measures with measure numbers 5, 9, 13, and 17. Dynamics like 'p' (piano) are indicated throughout.

Apache Dreaming

Richard Lenz

♩=115 **1**

A

Gr. 1: Treble clef, C major, rests, then eighth-note melody starting at measure 5. *mf*

Gr. 2: Treble clef, C major, rests, then chords at measures 5 and 6. *mf*

Gr. 3: Treble clef, C major, eighth-note accompaniment with accents. *mp* to *mf*

Gr. 4: Treble clef, C major, chords with accents. *p* to *mf*

dolce (indicated by a dashed line)

Measures 7-12: Continuation of the four guitar parts. Dynamics range from *mp* to *mf*.

B **A1** A tempo

Measures 13-18: Section B and A1. Includes a Tamboura part at the bottom with rhythmic notation. Dynamics include *p*, *mf*, and *rit.*

19

mp *mf* *mp*

mp *mf* *mp*

mp *mf* *mp*

mp *mf* *mp*

25 **C**

mf *mp*

mp *mp*

mp *mp*

mf *mp*

31 **B1**

p *p*

p *p*

p *p*

Ossia - Gtr.4 Tamboura (see Bars 13-16)

37 **2** **A2**

mf

mf

mp

mp

dolce - - - - -

43

mp

p

mp

mf

mp

mp

mf

mp

B2

49

mf

mf

mf

mf

Ossia - Gtr.4 Tamboura (see Bars 13-16)

Apache Dreaming

Individual Parts

Apache Dreaming

Richard Lenz

$\text{♩} = 115$ **1** **A**

Gtr. 1

7

13 **B** **A1** A tempo

19

25 **C**

31 **B1**

37 **2** **A2**

43

49 **B2**

Apache Dreaming

Richard Lenz

1 $\text{♩} = 115$

A

Gtr. 2

7

mp *mf* *mp*

B **A1** A tempo

p *mf*

19

mp *mf* rit. *mp*

C

25

mp *mp*

B1

31

p

2 **A2**

37

mf

43

mp *mf* *mp*

B2

49

mf

Apache Dreaming

Richard Lenz

$\text{♩} = 115$ **1** **A**

p m i p p m i p

Gtr. 3

mp *mf*

7

mp *mf* *mp*

B **A1** A tempo

p *mf*

13

19

mp *mf* *mp*

C

mp *mp*

25

B1

p

31

2 **A2**

mp *mf*

37

43

mp *mf* *mp*

B2

mf

49

Apache Dreaming

Richard Lenz

♩=115 **1** **A**

Gtr. 4

p *mp* *p* *p* *mf*

dolce - - - - -

7

mp *mf* *mp*

13 **B** **A1** A tempo

mf

Ossia - Gtr.4 Tamboura

p *rit.* - - - - -

19

mp *mf* *mp*

25 **C**

mf *mp*

31 **B1**

p *mf*

Ossia - Gtr.4 Tamboura (see Bars 13-16)

37 **2** **A2**

mp *mf*

dolce - - - - -

43

mp *mf* *mp*

49 **B2**

mf

Ossia - Gtr.4 Tamboura (see Bars 13-16)

ALSO AVAILABLE:

Guitar for Everyone ! Guitar Method - Book 1 + 2

Guitars for Everyone ! for Guitar Ensemble

Festive Fizz for Guitar Ensemble

Two Pieces for Guitar Ensemble

Carpe Diem for Guitar Ensemble

Illusie for two Guitars

From the Summer Solstice for two Guitars

The Arrival of the Queen of Sheba for two Guitars

Two Arrangements for two Guitars

Suite Lamentoso for solo guitar

Prelude and Waltz for solo guitar

DUO LENZ

Ruth Lenz Richard Lenz

duolenz@duolenz.com

www.duolenz.com