

Hélas Madame

Keyboard transcription

Edited by
Maurizio Machella


Henry VIII Tudor

1491-1547

Source: The British Library




Hé - las ma - dame, cel - le que j'ai - me tant




The first system of the keyboard transcription, measures 1-4. It features a treble and bass clef with a key signature of one flat (B-flat) and a common time signature. The melody is primarily in the treble clef, with the bass clef providing harmonic support through chords and a simple bass line.

5 Souf - frez que sois vo - tre hum - ble ser - vant, Vo - tre hum - ble ser -




The second system of the keyboard transcription, measures 5-8. It continues the melody and accompaniment from the first system. A '(sic!)' annotation is placed below the bass clef staff at the end of measure 8.

10 vant je se - rai a tou - jours, tant que je viv' - rai autr'



The third system of the keyboard transcription, measures 9-12. It continues the melody and accompaniment. A '(sic!)' annotation is placed below the bass clef staff at the end of measure 12.

15 n'ai - me - rai que vous, Et tant que je viv' - rai autr' n'ai - me - rai que vous.



The fourth system of the keyboard transcription, measures 13-16. It concludes the piece. A '(sic!)' annotation is placed below the bass clef staff at the end of measure 16.

