



Michel Lelong

France

CAMELEON RAG

About the artist

MICHEL LELONG: BIOGRAPHY

Michel Lelong was born in 1961 in Tours (France), started practising guitar at the age of 13, influenced by his older brothers; all are fond of American traditional music. First, with the help of his older brother Jean-Marc, a self taught, talented, guitar player, Michel learned different country blues in the styles of Mississippi John Hurt, John Jackson, Big Bill Broonzy, and Gary Davis etc. After these great blues and ragtime influences, Michel learned "note-by-note" by ear the traditional "Kentucky style", often called "Travis style". At 17, he started to teach guitar and, after having recorded his first LP in 1983, he was noticed by the American guitar player/musicologist/music publisher Stefan Grossman (one of the most renowned acoustic blues guitar pioneer teachers in the world).

In the 1980/90's, Michel released four educational books with audiotapes on three legends of Country Guitar; Merle Tra... (more online)

Artist page : <https://www.free-scores.com/Download-PDF-Sheet-Music-michel-lelong.htm>

About the piece



Title: CAMELEON RAG
Composer: Lelong, Michel
Arranger: Lelong, Michel
Copyright: Michel Lelong © All rights reserved
Instrumentation: Guitar solo (with tabs)
Style: Ragtime
Comment: Another tune in the spirit of the ragime piano I composed between the age of 15/18. This tune use a lot the counterpoint technique like classical music (do not forget the ragtime music is above all a classical african-american music, the real name is "parlor music").

Michel Lelong on [free-scores.com](https://www.free-scores.com)



This work is not Public Domain. You must contact the artist for any use outside the private area.

Prohibited distribution on other website.



- listen to the audio
- share your interpretation
- comment
- contact the artist

CAMELEON RAG

revue et corrigée - Fevrier 2007

Michel Lelong

Vinyle "Guitare Instrumentale" - 1983

Music by Michel Lelong

Standard Tuning

- ① = E ④ = D
- ② = B ⑤ = A
- ③ = G ⑥ = E

♩ = 125 (♩♩ = ♩⁻³)

Intro

D C#m7° D C#7° D7 G G9 G9b

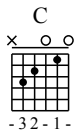
--	--	--	--	--	--	--	--	--

1

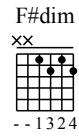
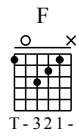
Harm.

T
A
B

PART 1



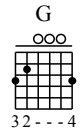
C6



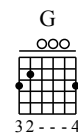
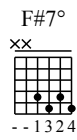
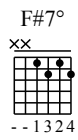
Musical notation for Part 1, measures 5-8. Includes a treble clef staff with a key signature of one sharp (F#) and a bass clef staff with a key signature of one sharp (F#). The bass staff contains a sequence of chords: C6, F, F#dim, C6, F, F#dim, C6, F, F#dim, C6. Fingerings are indicated by circled numbers 1, 2, 3, 4. A triplet of eighth notes is marked in measure 8.

(4)

1.



C



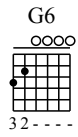
(C)

Musical notation for Part 1, measures 9-12. Includes a treble clef staff with a key signature of one sharp (F#) and a bass clef staff with a key signature of one sharp (F#). The bass staff contains a sequence of chords: G, C, F#7°, F#7°, G, C, G, C, G, C, G, C. Fingerings are indicated by circled numbers 1, 2, 3, 4, 5. A triplet of eighth notes is marked in measure 10.

2.

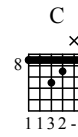
C

F#dim



C

PART 2
G



F#7°

Musical notation for Part 2, measures 13-16. Includes a treble clef staff with a key signature of one sharp (F#) and a bass clef staff with a key signature of one sharp (F#). The bass staff contains a sequence of chords: C, F#dim, G6, C, G, C, G, C, G, C, G, C. Fingerings are indicated by circled numbers 1, 2, 3, 4, 5, 8, 10. A triplet of eighth notes is marked in measure 13.

G9 G C G C F#7°

17

④ ④ ② ④

G9 C F#7° PART 3 G G#7° A D/F# Dadd2/F#

21

④ ① ④ ①

G6 D G G#7° A D/F# D7

26

Harm.

④ ② ④ ① ② ④ ① ① ② ④

1. | 2.

(1)

PART 4

G

3 2 - - - -

G

E7

- - - 2 1 -

E7

2 - - - - 1

A7

- - 2 - 3 -

G7

G/B

- 2 - - - 4

C

30

G6

3 - - - 4 -

(4) (4) (4)

(4) (1)

(4)

C

G

C

F#7°

T - 1 2 1 -

34

G

G

(2)

C

39

1. | 2.

A#7° B7 F#7° G

xx x x xx

5 7 7

-- 1324 13-2-1 -- 1324

Bridge G9 G9b Part 1
C

43

Harm.

② ④

C6 F6 F#dim G

47

C F#dim F#7° G C

51

C F#dim G6 C

54