



evangelos boudounis

Greece

Elena's tsifteteli

About the artist

EVANGELOS BOUDOUNIS BIOGRAPHY

Evangelos Boudounis was born in Athens, studied guitar in National Conservatoire under scholarship and graduated from Dimitris Famba's class with an "exceptional performance" award. Among his teachers were Jose Tomas, Alexander Lagoya and Alirio Diaz. Furthermore, he had the opportunity to meet Andres Segovia and continue his guitar studies under the guidance of the grand master in Granada and in Madrid. But it wasn't till 1975 that Evangelos Boudounis met not only his greatest teacher but also a dear friend, Manos Hadjidakis.

He has been awarded first prizes in numerous guitar contests all over the world such as the "Andres Segovia" contest of Santiago de Compostella Academy (Spain), the National guitar contest of Vivaldi Academy (Milan, Italy), the Viotti National contest of Vercelli winning the "Mario Castelnuovo Tedesco" prize. His concerting and reciting activities include appearances in m... (more online)

Artist page : <https://www.free-scores.com/Download-PDF-Sheet-Music-evangelos-boudounis.htm>

About the piece



Title:	Elena's tsifteteli
Composer:	boudounis, evangelos
Copyright:	Public domain
Instrumentation:	Guitar solo (standard notation)
Style:	Folk

evangelos boudounis on [free-scores.com](https://www.free-scores.com)



This work is not Public Domain. You must contact the artist for any use outside the private area.



- share your interpretation
- comment
- contact the artist

To Elena Papandreou

ΤΟ ΤΣΙΦΤΕΤΕΛΙ ΤΗΣ ΕΛΕΝΑΣ

(Elena's Tsifteteli)

EVANGELOS BOUDOUNIS

Allegro con brio

p

mf

f

p

ff

p

p

p

C.VII

p i m p p i m p i p i p p

Musical staff with guitar chords and fingerings. Includes circled numbers 1, 2, 3 and arrows indicating string bends or vibrato.

Musical staff with notes and *mf* dynamic marking.

Musical staff with notes, *p* dynamic marking, and *accelerando* marking. Includes circled numbers 3, 5 and fret numbers 12, 7, 12, 7, 12, 7, 12, 7.

Musical staff with notes, *p* dynamic marking, and circled numbers 3, 2, 5, 3, 2, 3, 5, 5, 5, 4.

Musical staff with notes, *mf* and *p* dynamic markings, and circled numbers 2, 4, 3, 2, 3, 4, 4, 5, 6, 4, 5, 5, 3, 3.

Musical staff with notes, *mf* and *p* dynamic markings, and circled numbers 2, 4, 5, 5, 5, 4, 3, 2, 3, 4, 4, 5, 6, 4, 5.

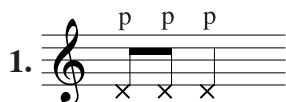
Musical staff with notes, *ff* and *pp* dynamic markings, and circled numbers 3, 5, 3.

Musical staff with notes, *ff* and *pp* dynamic markings, and circled numbers 5, 3.

This page of musical notation for guitar consists of ten staves of music. The notation includes various dynamics such as *ff* (fortissimo), *pp* (pianissimo), and *mf* (mezzo-forte). Fingerings are indicated by circled numbers 1-5. Articulations like accents and slurs are used throughout. The music features complex rhythmic patterns, including triplets and sixteenth-note runs. Some staves include specific fingering instructions like "p i m p" and "i a m". The notation also includes various guitar-specific symbols like "x" for muted notes and "4" for natural harmonics. The piece concludes with a final chord and a *mf* dynamic marking.

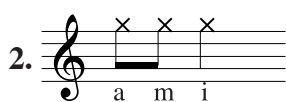
The musical score consists of ten staves of music. The first staff begins with a treble clef, a key signature of one sharp (F#), and a 4/4 time signature. It features a complex melodic line with numerous fingerings (circled numbers 1-4) and a dynamic marking of *f*. The second staff continues the melodic line with similar fingerings and includes a circled '2'. The third staff shows a change in dynamics to *mf* and includes a circled '2' and '3'. The fourth staff continues with a circled '2' and '3'. The fifth staff features a circled '5' and a dynamic marking of *ff*. The sixth staff includes a circled '6' and a dynamic marking of *mf*. The seventh staff has a circled '6' and a dynamic marking of *mf*. The eighth staff features a circled '6' and a dynamic marking of *ff*. The ninth staff includes a circled '6' and a dynamic marking of *mf*. The tenth staff concludes the piece with dynamic markings of *mf*, *mp*, *pp*, and *sff*.

ΣΥΜΒΟΛΑ - KEY




Κτυπάμε στο πάνω μέρος του ηχείου με τον Αντίχειρα (p).

Tap on the upper part of the soundboard using the thumb.



Κτυπάμε στο κάτω μέρος του ηχείου με δείκτη (i) μέσο (m) ή παράμεσο (a).

Tap on the lower part of the soundboard using index, medium, or ring finger.



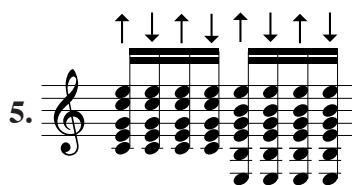
Κτυπάμε την 6η χορδή με τον αντίχειρα (p) πάνω στα τάστα.

Using the thumb make the sixth string hammer on the fingerboard.




Κρατώντας με το δάχτυλο του αριστερού χεριού τη συγκεκριμένη νότα, τραβάμε με τον αντίχειρα και το δείκτη τη χορδή και την αφήνουμε να κτυπήσει πάνω στα τάστα.

Continuously stopping the note with the left hand finger, pick the string with the thumb and index finger of the right hand and let bump against the fingerboard.



Οι συγχορδίες παίζονται με το δείκτη κατά τη φορά που δείχνουν τα βέλη.

The chords are strummed using the index finger in the direction indicated by the arrows.



Τραβάμε αργά (με το αριστερό χέρι) τη χορδή προς τα πάνω ή προς τα κάτω ώστε να "βιμπράρει" υπερβολικά. (Βιμπράτο της τζαζ).

Jazz vibrato.