

SCUOLA DEL MANDOLINO

C. MUNIER

Metodo Pratico Completo


TESTO

ITALIANO FRANCESE INGLESE

1270 Parte I<sup>a</sup> Fr. 7,50 — 1271. Parte II<sup>a</sup> Fr. 7,50  
1275. Completo Fr. 10,-

*Tutti i diritti di riproduzione sono riservati*

**ADOLFO**  
EDITORE



**LAPINI**  
STAMPATORE

FIRENZE - Casella Postale 121 - FIRENZE

du trémolo et du staccato.

del tremolo e dello staccato.

of the tremolo and staccato.

Sol — mode majeur

Sol — modo maggiore

G — major

(op: 103)

*Allegro giusto*

1.

Exercice de staccato

Esercizio di staccato

Staccato exercise

en bas  et en haut

in giù  e in su

downwards  and upwards

*Lento*

2.

Five staves of musical notation in treble clef with a key signature of one sharp (F#). The notation includes various rhythmic values and fingerings (0, 4) for the left hand.

Mi — mode mineur

Mi — modo minore

E — minor

3.

*Andante*

4.

*Leñto*

8<sup>o</sup> tasto

Re -- mode majeur

Re -- modo maggiore

D. major

4.

*Allegro Giusto*

*All. comodo*

All<sup>o</sup> Mod<sup>o</sup>

( Les croches staccato )

( Le crome staccate )

( The quavers staccato )

Do - mode majeur

Do - modo maggiore

C. major

Moderato assai

9. *Lento*

Les noires 8 pennate — 4 les croches — et 2 les doubles-croches.

Le semiminime 8 pennate — 4 le crome — 2 le semicrome.

8 pennate for the crotchets — 4 for the quavers — and 2 for the semi-quavers.

10.

*Andantino*



La règle fixe pour les triolets avec le mouvement *staccato* est: de battre en bas  $\square$  le plectrum pour chaque première note — les autres *pennate* en bas ou en haut selon le changement des cordes — La même règle vaut pour les *quartine* et les *sextolet*s de croches et doubles croches.

La regola fissa per le terzine è: di battere in giù  $\square$  la penna ogni prima nota — le altre pennate in giù o in su secondo il cambiamento di corde — La stessa regola è valida per le quartine e sestine di crome e semicrome.

The fixed rule for the triplets with the *staccato* is: to strike the plectrum downwards every first note: the other *pennate* downwards or upwards, according to the change of the strings — The same rule is used for the *quartine* and *sextolet*s of quavers and semiquavers.

les croches *staccato*      Le crome *staccate*      the quavers *staccato*

*Allegro Mod.<sup>to</sup>*

(Les croches staccato)

(Le crome staccato)

(The quavers staccato)

*Andante mosso*

13.

(Les croches staccato)

(Le crome staccato)

(The quavers staccato)

*Andantino*

14.

The first system contains three staves of music. The first staff has a treble clef and a key signature of one sharp (F#). It features a sequence of eighth and sixteenth notes with a '4' below the first measure and a '0 1' below the last measure. The second staff continues the melody with similar rhythmic patterns and a '4' below the first measure. The third staff includes a repeat sign and ends with a double bar line and a '4' below the final measure.

Fa — mode majeur

Fa — modo maggiore

F. major

15.

*Moderato*

*Allegretto*

16.

**Ré** — mode mineur

**Re** — modo minore

**D. minor**

*Andantino*

17.

Musical score for the first section, consisting of seven staves of music. The notation includes treble clef, a key signature of one flat, and various rhythmic values. Fingerings are indicated by numbers 0-4 below the notes.

18 *Allegro giusto*

Musical score for the second section, starting at measure 18. The tempo is marked *Allegro giusto*. It consists of five staves of music. The notation includes treble clef, a common time signature, and various rhythmic values. Fingerings are indicated by numbers 0-4 below the notes.

A ce point l'élève peut commencer définitivement l'application du trémolo dans sa juste mesure. Le Maître aura soin de faire acquérir ce mouvement en se servant de son propre exemple, et en faisant répéter quelque exercice facile déjà étudié — surtout le N.º 19 des études élémentaires.

Pour délier toujours davantage le pouls, je place ci après un très — utile exercice qui doit être exécuté d'abord lentement avec la numération habituelle des *pennate* et puis degré par degré jusqu' au trémolo.

(Battre avec beaucoup de légèreté le plectrum en bas et en haut pour toucher continuellement les deux cordes).

A questo punto l'allievo può cominciare definitivamente l'applicazione del tremolo nella sua misura giusta: sarà cura del Maestro di far acquistare questo movimento usando più che altro del proprio esempio e facendo ripetere qualche esercizio facile già studiato — soprattutto il N.º 19 degli studi elementari.

Per sciogliere sempre più il polso metto qui appresso un utilissimo esercizio che va fatto prima lento con la solita numerazione di pennate, e poi grado grado fino al tremolo.

(Battere con molta leggerezza la penna in giù e in su per toccare continuamente le due corde).

The pupil can at this point play the *tremolo* in its just movement; but the best way to get it perfect is: to follow the Tacher's example, by repeating some easy exercise already learnt and above all the N.º 19 of the elementary studies.

To render the wrist very elastic I have put a very useful exercise here, to be played first slowly with the usual numbered *pennate*, and little by little get to the tremolo.

(Strike the plectrum very lightly continually downwards and upwards, to touch the two strings).

La — mode majeur

La — modo maggiore

'A. major

20.

(Les croches avec le trémolo) (Le crome tremolate) (The quavers with the tremolo)

*Andantino mosso*

*Meno mosso*

Musical staff 1: Treble clef, key signature of two sharps (F# and C#). The staff contains a sequence of notes with various fingerings indicated below the notes: 0, 1, 3, 2.

Musical staff 2: Treble clef, key signature of two sharps. The staff contains a sequence of notes with various fingerings indicated below the notes: 1, 3, 2, 0, 3, 4, 1, 1, 2, 3, 0.

Musical staff 3: Treble clef, key signature of two sharps. The tempo marking *1<sup>o</sup> tempo* is written above the staff. The staff contains a sequence of notes with various fingerings indicated below the notes: 2, 3, 4, 2.

Musical staff 4: Treble clef, key signature of two sharps. The staff contains a sequence of notes with various fingerings indicated below the notes: 1, 2, 1, 2, 4, 2.

Musical staff 5: Treble clef, key signature of two sharps. The staff contains a sequence of notes with various fingerings indicated below the notes: 4, 2, 3, 4, 2, 0, 1, 8.

Musical staff 6: Treble clef, key signature of two sharps. The tempo marking *Allegro* is written above the staff. The staff contains a sequence of notes with various fingerings indicated below the notes: 4, 4.

Musical staff 7: Treble clef, key signature of two sharps. The staff contains a sequence of notes with various fingerings indicated below the notes: 4, 4, 4, 4.

Musical staff 8: Treble clef, key signature of two sharps. The staff contains a sequence of notes with various fingerings indicated below the notes: 2, 4.

Musical staff 9: Treble clef, key signature of two sharps. The staff contains a sequence of notes with various fingerings indicated below the notes: 1, 1, 4, 4.

Musical staff 10: Treble clef, key signature of two sharps. The staff contains a sequence of notes with various fingerings indicated below the notes: 4, 4, 4.

Musical staff 11: Treble clef, key signature of two sharps. The staff contains a sequence of notes with various fingerings indicated below the notes: 4, 4.

21

22.

*Largo*



*Moderato* (les croches staccato) (le crome staccate) (the quavers staccato)

23.

24.

*Andantino*

(Les croches staccato) (Le crome staccato) (The quavers staccato)

*Grave*

(Les croches avec le trémolo) (Le crome tremolate) (The quavers with the tremolo)

25. 




(croches et doubles-croches avec le trémolo)

(crome e semicrome tremolate)


(quavers and semiquavers with the tremolo)

*Larghetto*







*Allegro Giusto*

26.

Musical score for exercise 26, consisting of ten staves of music. The key signature is G major (one sharp). The piece is in 7/8 time. It features various fingering numbers (1, 2, 3, 4, 5) and slurs across the staves.

Do # — mode mineur

Do # — modo minore

C. # minor

27.

Musical score for exercise 27, consisting of two staves of music. The key signature is C# minor (two sharps). The piece is in 2/4 time. It features various fingering numbers (1, 2, 3, 4) and slurs across the staves.



( les croches et les doubles croches  
avec le trémolo )

( crome e semicrome tremolate )

( quavers and semiquavers with the  
tremolo )

*Adagio*



A ce point, si le Maître trouve convenable une première application du trémolo et du staccato, fera exécuter à l'élève les trois premiers morceaux de mon ESORDIENTE.

(Romanzetta — Pavane — La Pietà)

A questo punto trovando il Maestro adatta una prima applicazione del tremolo e dello staccato, si possono eseguire i primi tre pezzi del mio ESORDIENTE.


(Romanzetta — Pavane — La Pietà)

If the Teacher thinks an application of the tremolo and staccato is convenient at this point, he can make the pupil play the first three pieces of my ESORDIENTE.

(Romanzetta — Pavane — La Pietà)



(croches et doubles-croches avec le) (crome e simicrome tremolate.) (quavers and semiquavers with the) *tremolo.* *Andante quasi Adagio* *tremolo.*



*Allegro moderato*

29

2

1

1

4

4

1

4

4

1

Sol - mode mineur

Sol - modo minore

G. minor

30.

*Andante mosso* (les croches staccato) (le crome staccate) (the quavers staccato)



Mi b — mode majeur

Mi b — modo maggiore

E b — major

31. 




*Poco Allegro*










*Allegro comodo*

32.

**Do — mineur**

**Do — minore**

**C minor**

( les croches et les doubles croches )  
( avec le trémolo )

( crome e semicrome tremolate )

( quavers and semiquavers with the )  
( tremolo )

33.

les doubles croches demi — pen-  
nata en bas.

(le semicrome mezza pennata in giù)

(the semiquavers half a pennata down-  
wards.)

Adagio

The musical score consists of ten staves of music in a single system. The key signature is one flat (B-flat), and the time signature is 6/8. The tempo is marked 'Adagio'. The music is written for guitar, with various fret numbers (0, 1, 2, 3, 4, 7, 8) and articulation marks (accents, slurs) throughout. The notation includes eighth notes, quarter notes, and half notes, often beamed together. The piece concludes with a double bar line and a final cadence.

*Andantino mosso*

34.

Musical score for 'Andantino mosso' starting at measure 34. The score consists of ten staves of music in a 2/8 time signature with a key signature of two flats. The music features various rhythmic patterns, including eighth and sixteenth notes, and rests. Fingerings are indicated by numbers 1-4. A trill is marked with a '3' in the fourth staff. The piece concludes with a double bar line and a final chord.

les croches pointées avec le *tremolo*  
les doubles croches denn *pennata* en  
bas.

le crome col punto tremolate  
le semicrome mezza pennata in giù

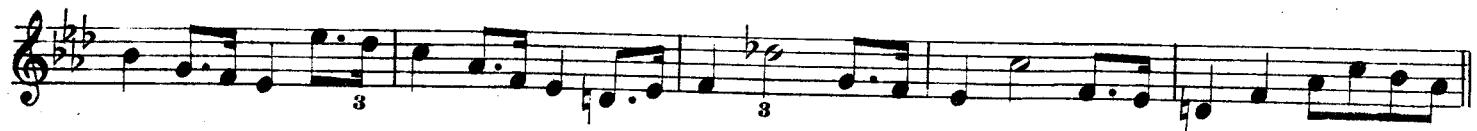
the dotted quavers with the *tremolo*  
semiquavers halt a *pennata* down  
wards.

*Allegro moderato*

35.



*Allegro marziale*



All<sup>o</sup> moderato

36.

Fa — mode mineur

Fa — modo minore

F. minor

37.

( croches et doubles croches avec le trémolo — les triples — croches ) ( crome e semicrome tremolate ) ( quavers and semiquavers with the tremolo. )  
 staccato le bisicrome staccate Demisemiquavers staccato

Adagio

Poco più mosso

2 2

1.º tempo

3 1 3

4

38. *Andantino mosso*

3

3

3

3

3

3

3

3

3

3

On peut commencer ici l'étude de mon *Scioglidita* (Délie-doigts) (Première Partie — Première Position) pour les exercices journaliers de l'agilité.

Può cominciare qui lo studio del mio *Scioglidita* (Parte Prima — Prima posizione) per gli esercizi giornalieri di agilità.

The study of my *Scioglidita* (First Part — First Position) for the daily exercises of agility may be begun here.