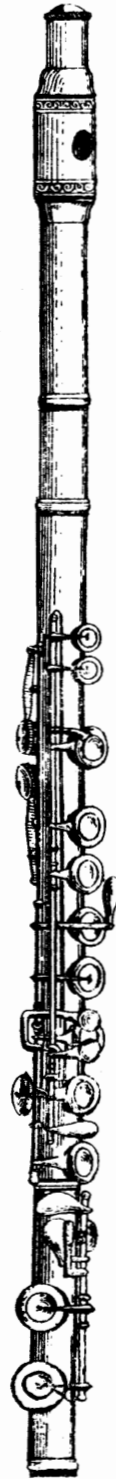


Scale of Fin

for the Cylinder Flute—Boehm and C



Explanation of Signs.

- The four fingers of each hand 1.2.3.4.
- The thumb of the left hand ×
- The upper thumb key..... ⊕
- The lower thumb key..... ⊕
- Both thumb keys..... ⊕
- The thumb on one or both keys ×
- The first finger of the right hand on the upper key..... ⊖
- The first finger of the right hand on the lower key..... ⊖
- The F \sharp key..... ⊖
- The D \sharp key..... 4
- The C \sharp key..... ⊖
- The C \flat key..... ⊖

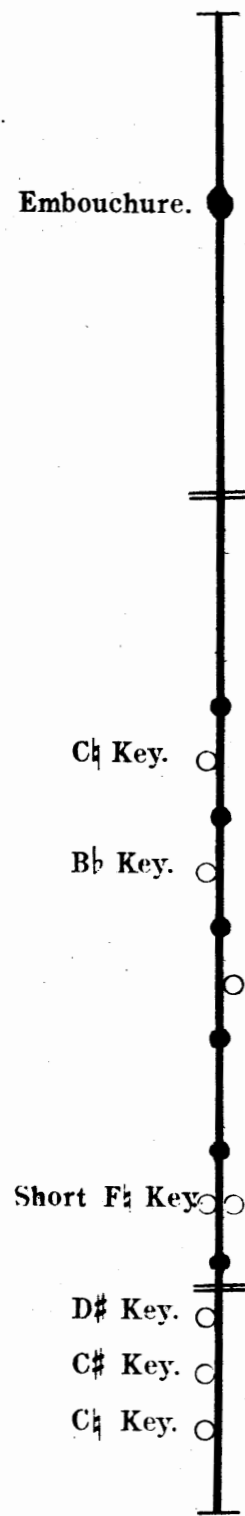
	\sharp or C	C \sharp or D \flat	D	D \sharp or E \flat	E or F \flat	E \sharp or F	F \sharp or G \flat	G	G \sharp or A \flat	A	A \sharp or B \flat	B or C \flat	B \sharp or C	C \sharp or D \flat	D	D \sharp or E \flat	E or F \flat	E \sharp or F	F \sharp or G
1	1	1 1	1 1	1 1	1 1	1 1	1 1	1	1	1	+1 +1 +1	+1 1	1 1	⊖ ⊖ ⊖	⊖ ⊖ ⊖	⊖ ⊖	1 1	1 1	1 1
2	×	×	×	×	×	×	×	×	×	×	⊖ ⊖ ⊖	⊖ ⊖	⊖ ⊖	⊖ ⊖ ⊖	2 2 ⊖	2 2	2 2	2 2	2 2
3		3 3	3 3	3 3	3 3	3 3	3 3	3	3	⊖	⊖ ⊖ ⊖	⊖ ⊖	⊖ 3	⊖ 3 ⊖	3 3 ⊖	3 3	3 3	3 3	3 3
4		4	4	4	4	4	4	4	⊖	⊖	⊖ ⊖ ⊖	⊖ ⊖	⊖ ⊖	⊖ ⊖ ⊖	4 ⊖	4	4	4	4
⊖	1	⊖ 1	⊖ 1	⊖ 1	⊖ 1	⊖ 1	1			⊖		1		1	⊖ 1	⊖ 1	⊖ 1	⊖ 1	1
1	⊖	1 ⊖	1 ⊖	1 ⊖	1 ⊖	1 ⊖	⊖ ⊖	⊖	⊖	⊖	1 ⊖ ⊖	⊖ ⊖	⊖ ⊖	⊖ ⊖ ⊖	1 ⊖ ⊖	1 ⊖	1 ⊖	1 ⊖	⊖ ⊖
2	2	2 2	2 2	2 2	2 2	2 2	⊖ 2	⊖ ⊖	⊖	⊖	⊖ ⊖ ⊖	⊖ ⊖	⊖ ⊖	⊖ ⊖ ⊖	2 2 ⊖	2 2	2 2	⊖ 2	⊖ ⊖
3	3	3 3	3 3	3 3	⊖ ⊖	⊖ ⊖	3 ⊖	⊖	⊖	⊖	⊖ ⊖ ⊖	⊖ ⊖	⊖ ⊖	⊖ ⊖ ⊖	3 3 ⊖	3 3	⊖ ⊖	⊖ ⊖	3 ⊖
4	⊖ 4	⊖ 4	⊖ ⊖	4 4	4 4	4 4	4 4	4	4	4	4 4 4	4 4	4 4	4 4 4	⊖ ⊖ 4	4 4	4 4	4 4	4 4

all the Major and Minor Shakes.

Otto Langey.

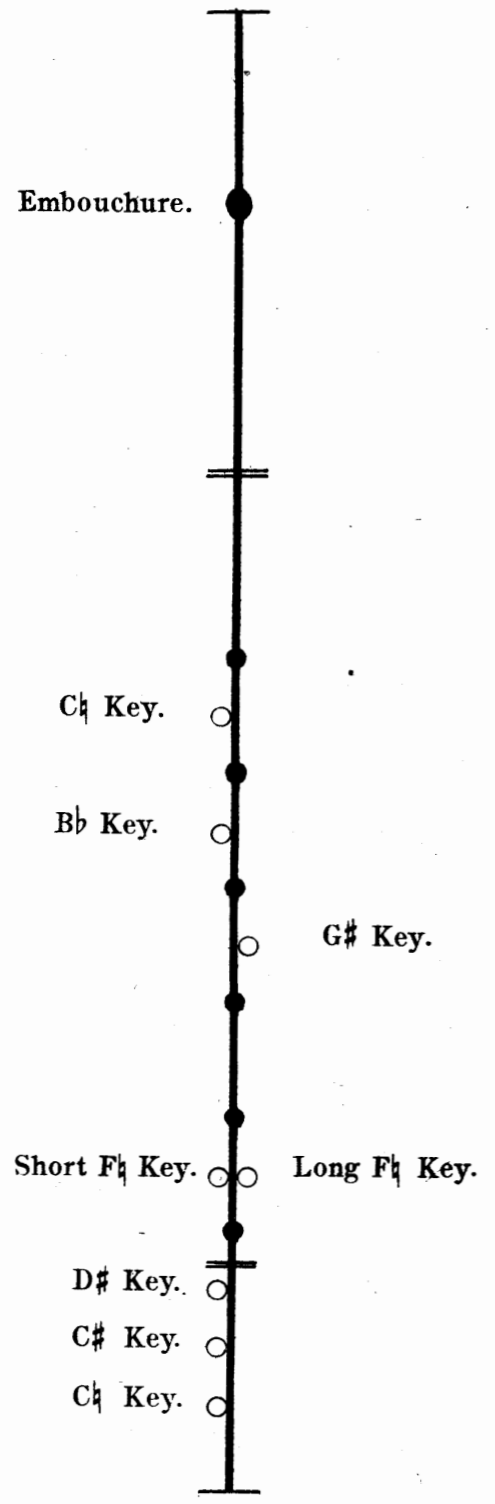
The image displays a musical score for guitar, consisting of two systems of music. The first system is a long sequence of 32 measures, and the second system is a shorter sequence of 8 measures. Each system features a single melodic line on a six-line staff. Above the staff, the notes are written in standard musical notation, including eighth and sixteenth notes, often with a 'tr' (trill) or 'x' (harmonic) marking. Below the staff, the corresponding fret numbers are indicated on a six-line tablature grid. The notation and tablature are arranged in a way that allows for a clear comparison between the written notes and the fret positions. The first system includes various trill patterns and harmonic techniques, while the second system continues these patterns with different rhythmic values.

Scale of all the Major and Min



Scales and Compass for the

The Fingering of the chromatic



	B# or C	C# or Db	D	D# or Eb	E# or Fb	E# or F	F# or Gb	G	G# or Ab	A	A# or Bb	B# or Cb	B# or C	C# or Db	D	D# or Eb	E or Fb	E# or F	F# or Gb	G	G# or Ab	
Embouchure	●	●	●	●	●	●	●	●	●	●	●	●	●	●	●	●	●	●	●	●	●	●
C# Key	○	●	●	●	●	●	●	●	●	●	●	○	○	○	○	○	○	○	○	○	○	○
Bb Key	○	○	○	○	○	○	○	○	○	○	○	○	○	○	○	○	○	○	○	○	○	○
G# Key	○	○	○	○	○	○	○	○	○	○	○	○	○	○	○	○	○	○	○	○	○	○
Short F# Key	○	○	○	○	○	○	○	○	○	○	○	○	○	○	○	○	○	○	○	○	○	○
Long F# Key	○	○	○	○	○	○	○	○	○	○	○	○	○	○	○	○	○	○	○	○	○	○
D# Key	○	○	○	○	○	○	○	○	○	○	○	○	○	○	○	○	○	○	○	○	○	○
C# Key	○	○	○	○	○	○	○	○	○	○	○	○	○	○	○	○	○	○	○	○	○	○
C Key	○	○	○	○	○	○	○	○	○	○	○	○	○	○	○	○	○	○	○	○	○	○

This sign ● means: that the hole is closed.
 " " ○ " that the hole is open.
 " " x " that the key is used.