

no 31

Deposited 28 Sept 1839

U.S. Rec. 2^o Jan'y 1841.

N. 92.

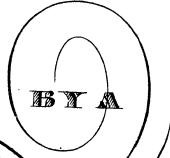


3
NEW METHOD

FOR THE



PIANO FORTE.



BY A

Celebrated Professor.

BALTIMORE,

Published by Saml. Currier.

W. H. OLNEY.

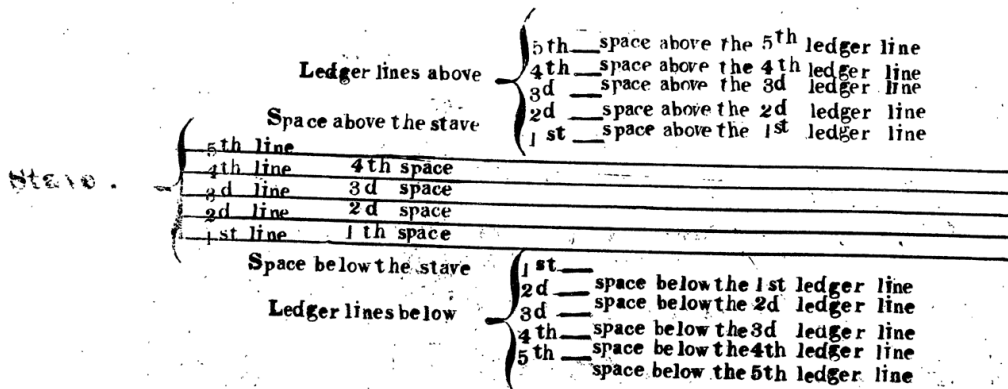
Entered according to act of Congress in the Year 1839 by S. Currier, in the Clerk's Office of the Dist. Court of Md.

Of the Stave .

Music notes are set on lines and spaces ,
 Lines are of two kinds , viz. Stave lines and ledger lines ,
 Stave lines are five lines together and are counted
 from below.

Ledger lines are short lines above and below the stave ,
 and generally run through one note .
 When above the stave they are counted going up and
 when below the stave they are counted going
 down .

EXAMPLE on the stave and ledger lines .




Stave and ledger lines, and spaces have fixed names
 regulated by the Clef, The notes always partake
 the name of the line or space they are on .

Of the Clef.

Clefs are certain characters placed at the beginning of each Stave to regulate the names of its lines and spaces and also to regulate the proper pitch of notes

Two clefs only are now used for the Pianoforte Viz .

1 The Treble clef, formed thus  and is used with few exceptions for the right hand .

2 The Bass clef, formed thus  and is used with few exceptions for the left hand .


Names of lines and spaces when regulated by the Treble Clef , with notes there on .



Names of Lines and Spaces when regulated by the Bass Clef , with notes there on .



Exercise on naming notes.



Of the Key board.

Names of the White Keys.

- B. is to the right of the Three Black keys**
- F. is to the left of the Three Black keys**
- E. is to the right of the Two Black keys**
- C. is to the left of the Two Black keys**
- D. is between the Two Black keys**
- G. and A. are between the Three Black keys**

Questions

Exercise

Where is the	D Key?	Strike the Key	E
Where is the	F Key?	Strike the Key	G
Where is the	C Key?	Strike the Key	B
Where is the	B Key?	Strike the Key	C
Where is the	E Key?	Strike the Key	A
Where is the	G Key?	Strike the Key	B
Where is the	A Key?	Strike the Key	G

Of the different Octaves, An octave consists of eight notes or eight keys.

Those notes below the third space in the treble are in the first Octave.

Those notes above the third space in the treble are in the second Octave.

Example



Those notes below the Second space in the Bass are in the first octave.


Those notes above the Second space in the Bass are in the second octave.

Example



Exercise

On striking the Keys of their proper notes and Octaves.



Of the Sharp Flat and Natural.

A Sharp. It is placed to the left of a note, Raises the note a half a tone, and is struck on the next Key to the right.

b A Flat. It is placed to the left of a note, lowers that note a half a tone, and is struck on the next Key to the left.

♮ A Natural. It is placed on the left of a note that has been made sharp or flat and restore that note to its natural place.

Of the Double Sharp and Double Flat.

× or ## A Double Sharp. It is placed to the left of a note that has been made sharp and rises that note another half tone, which makes it a tone above the natural note.

bb A Double Flat. It is placed to the left of a note that has been made flat and lowers that note another half tone, which makes it a tone below the natural note.

♯♮ A Natural and a Sharp together, placed to the left of a note that has been made doubly sharp takes off one sharp and lowers it a half tone.

♮b A Natural and a Flat together, placed to the left of a note that has been made doubly flat takes off one flat and rises it a half tone.

Sharps or Flats placed after the Clef, affect all notes on such lines or spaces and all others of the same name. When introduced in the course of a piece they are called accidentals, and only affects the same notes within the bar.

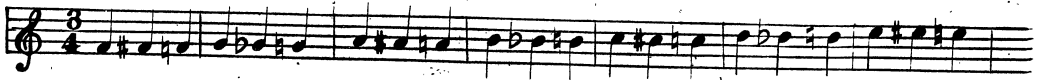
Exercise of the Sharp



Exercise of the Flat




Exercise of the Natural



Exercise of the Double Sharp



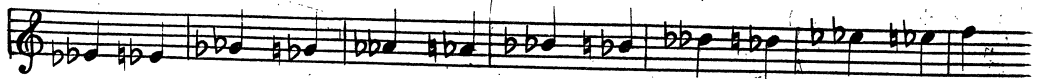
Exercise of the Double Flat



Exercise in lowering a Double Sharp note half tone



Exercise in rising a Double Flat note half tone



Of the Notes .

Notes are made of different shape to denote their length .
Names of the different kinds of notes .




Semibreve  Minim  Crotchet  Quaver  Semiquaver  Demisemiquaver 

Value of Notes .

One  is equal to 2  or 4  or 8  or 16  or 32 

One  is equal to 2  or 4  or 8  or 16 

One  is equal to 2  or 4  or 8 


One  is equal to 2  or 4 





One  is equal to 2 




Value of Doted Notes .

A Dot placed to the right of a note makes that note half
as long again .

One  is equal to 3  or 6  or 12  or 24  or 48 

One  is equal to 3  or 6  or 12  or 24 











One  is equal to 3  or 6  or 12 

One  is equal to 3  or 6 

One  is equal to 3 

Of the Double dot

Two dots placed to the right of a note make that note three quaters longer.

One *o*.. is equal to 3  and One 
 One *o*.. is equal to 3  and One 
 One *o*.. is equal to 3  and One 
 One *o*.. is equal to 3  and One 
 One *o*.. is equal to 3  and One 

Of Rests

Rests are characters which denote silence and are equal in duration to the note whose name they bear. When they occur, the hand is to be taken off the keys. They have sometimes dots and double dots placed to the right, which affect their length the same as with the notes.

Example

Semibreve Rest	Minim Rest	Crotchet Rest	Quaver Rest	Semiquaver Rest	Demisemiquaver Rest
-------------------	---------------	------------------	----------------	--------------------	------------------------



One Bar rest	Two Bars rest	Four Bars rest
--------------	---------------	----------------



Question 1

Howmany		Make a		Howmany		Make a	
Howmany		Make a		Howmany		Make a	
Howmany		Make a		Howmany		Make a	
Howmany		Make a		Howmany		Make a	
Howmany		Make a		Howmany		Make a	
Howmany		Make a		Howmany		Make a	
Howmany		Make a		Howmany		Make a	
Howmany		Make a		Howmany		Make a	

Question 2

Howmany		Make a		Howmany		Make a	
Howmany		Make a		Howmany		Make a	
Howmany		Make a		Howmany		Make a	
Howmany		Make a		Howmany		Make a	
Howmany		Make a		Howmany		Make a	
Howmany		Make a		Howmany		Make a	
Howmany		Make a		Howmany		Make a	
Howmany		Make a		Howmany		Make a	

Of Beating and Counting time.

Time in music is the proper length or duration of the different notes.

The length or duration of notes is measured by Beating or Counting.

Of Beating time.

Time is beat by the Hand or Foot.

Beats derive their name from the note on which one is beat.










Of Quaver Beat

○	Has	8	Quaver	Beats	♩	Has	6	Quaver	Beats
♩	Has	4	Quaver	Beats	♪	Has	3	Quaver	Beats
♪	Has	2	Quaver	Beats	♫	Has	1½	Quaver	Beats
♫	Has	1	Quaver	Beats	♬	Has	¾	Quaver	Beats
♬	Has	½	Quaver	Beats					
♭	2 For	¼	Quaver	Beats					





Of Crotchet Beat

○	Has	4	Crotchet	Beats	♩	Has	3	Crotchet	Beats
♩	Has	2	Crotchet	Beats	♪	Has	1½	Crotchet	Beats
♪	Has	1	Crotchet	Beats	♫	Has	¾	Crotchet	Beats
♫	Has	½	Crotchet	Beats	♬	Has	¾	Crotchet	Beats
♬	2 For	½	Crotchet	Beats					
♭	4 For	¼	Crotchet	Beats					

Of the Minim Beat.

<p>O Has 2 Minim Beats</p> <p> Has 1 Minim Beat</p> <p> Has 1/2 Minim Beat</p> <p> Has 1/4 Minim Beat</p> <p> Has 1/8 Minim Beat</p> <p> Has 1/16 Minim Beat</p>	<p>O Has 3 Minim Beats</p> <p> Has 1 1/2 Minim Beat</p> <p> Has 3/4 Minim Beat</p> <p> Has 3/8 Minim Beat</p> <p> Has 3/16 Minim Beat</p>
--	--











Of the Doted Crotchet Beat.

	Has 2 doted Crotchet Beat
	Has 1 doted Crotchet Beat
	3 For 1 doted Crotchet Beat
	6 For 1 doted Crotchet Beat











Of Counting Time.

Counting Derive their name from the note on which one is counted.











Counting Semiquavers

	Count 16 Semiquavers		Count 12 Semiquavers
	Count 8 Semiquavers		Count 6 Semiquavers
	Count 4 Semiquavers		Count 3 Semiquavers
	Count 2 Semiquavers		Count 2 Semiquavers
	Count 1 Semiquavers		
	Count 1 Semiquavers		

Counting Quavers

	Count 8 Quavers		Count 6 Quavers
	Count 4 Quavers		Count 3 Quavers
	Count 2 Quavers		Count 2 Quavers
	Count 1 Quavers		Count 1 Quavers
	Count 1 Quavers		
	Count 1 Quavers		

Counting Crotchets

	Count 4 Crotchets		Count 3 Crotchets
	Count 2 Crotchets		Count 2 Crotchets
	Count 1 Crotchets		Count 1 Crotchets
	Count 1 Crotchets		Count 1 Crotchets
	Count 1 Crotchets		
	Count 1 Crotchets		

Of the Kinds of Time

Five kinds of time are now only used in music viz.
 $C, \frac{2}{4}, \frac{6}{8}, \frac{3}{4}, \frac{3}{8}$. There are of two kinds Common and
Triple.

Common time consists of two equal parts in the bar,
 and is of three kinds viz $C, \frac{2}{4} \& \frac{6}{8}$.

Triple time consists of three equal parts in the bar,
 and is of two kinds viz $\frac{3}{4} \& \frac{3}{8}$.

The figure C or $\overset{\cdot}{C}$ denotes that a semibreve is the
 longest note in the bar,

All the other figures of time denote the quantity of a
 semibreve in the bar.

Examples

$\frac{2}{4}$ or $\frac{2}{4}$ of a Semibreve in the bar.
















$\frac{6}{8}$ or $\frac{6}{8}$ of a Semibreve in the bar.

$\frac{3}{4}$ or $\frac{3}{4}$ of a Semibreve in the bar.
















$\frac{3}{8}$ or $\frac{3}{8}$ of a Semibreve in the bar.

Of the kinds of beats in each time .

Beat.

- C has in the bar 8  beats, or 4  Beats, or 2  Beats, or 1  Beat,
- $\frac{2}{4}$ has in the bar 4  beats, or 2  Beats, or 1  Beat,
- $\frac{6}{8}$ has in the bar 6  beats, or 2  Beats, or 1  Beat,
- $\frac{3}{4}$ has in the bar 6  beats, or 3  Beats, or 1  Beat,
- $\frac{3}{8}$ has in the bar 3  beats, or 1  Beat.

Of the different counting in each time .

- To C count in the bar 16  * or 8  or 4  or 2 
- To $\frac{2}{4}$ count in the bar 8  or 4  or 2 
- To $\frac{6}{8}$ count in the bar 12  or 6  or 2 
- To $\frac{3}{4}$ count in the bar 12  or 6  or 3 
- To $\frac{3}{8}$ count in the bar 6  or 3 

* This counting may be divided in two parts of 8 each .

~~0~~ This counting may be divided in two parts of 6 each .

~~0~~ This counting may be divided in two parts of 4 each .

Exercise .

The musical exercise consists of 12 staves of music, all in treble clef and common time (C). The progression is as follows:

- Staff 1: A sequence of quarter notes: C4, D4, E4, F4, G4, A4, B4, C5, followed by a double bar line.
- Staff 2: A sequence of eighth notes: C4, D4, E4, F4, G4, A4, B4, C5, followed by a double bar line.
- Staff 3: A sequence of eighth notes: C4, D4, E4, F4, G4, A4, B4, C5, followed by a double bar line.
- Staff 4: A sequence of eighth notes: C4, D4, E4, F4, G4, A4, B4, C5, followed by a double bar line.
- Staff 5: A sequence of eighth notes: C4, D4, E4, F4, G4, A4, B4, C5, followed by a double bar line.
- Staff 6: A sequence of eighth notes: C4, D4, E4, F4, G4, A4, B4, C5, followed by a double bar line.
- Staff 7: A sequence of eighth notes: C4, D4, E4, F4, G4, A4, B4, C5, followed by a double bar line.
- Staff 8: A sequence of eighth notes: C4, D4, E4, F4, G4, A4, B4, C5, followed by a double bar line.
- Staff 9: A sequence of eighth notes: C4, D4, E4, F4, G4, A4, B4, C5, followed by a double bar line.
- Staff 10: A sequence of eighth notes: C4, D4, E4, F4, G4, A4, B4, C5, followed by a double bar line.
- Staff 11: A sequence of eighth notes: C4, D4, E4, F4, G4, A4, B4, C5, followed by a double bar line.
- Staff 12: A sequence of eighth notes: C4, D4, E4, F4, G4, A4, B4, C5, followed by a double bar line.

Sincopated

Same



Same




Same



Same



Exercise on the Dotted Crotchet beat



324