



















18 PIÈCES NOUVELLES

TABLE THÉMATIQUE

OFFERTOIRE	<i>Allegretto</i> <i>mf</i>		Page 3
IMPRESSION GREGORIENTE	<i>And^{te} con moto</i> <i>mf</i>		.. 7
FUGHETTA	<i>Moderato</i>		.. 11
LAMENTO	<i>Molto adagio</i> <i>p</i>		.. 14
2 ^e MARCHÉ NUPTIALE	<i>Alla marcia</i> <i>pp</i>		.. 16
DEUX INTERLUDES	<i>Andante</i> <i>p</i>		.. 20
	<i>All^{to} tranquillo</i> <i>mf</i>		.. 21
FUGUE	<i>All^o moderato</i> <i>pp</i>		.. 23
INTERMEZZO	<i>And^{no} quasi all^{to}</i> <i>p</i>		.. 29
ÉLÉGIE	<i>And^{te} sostenuto</i> <i>p</i>		.. 33
CANZONA	<i>Allegretto</i> <i>p</i>		.. 35
MÉDITATION-PRIÈRE	<i>Lento</i> <i>pp</i>		.. 40
3 ^e MARCHÉ NUPTIALE	<i>Allegretto</i> <i>p</i>		.. 43
PRÉLUDE-FUGUÉ	<i>Moderato</i> <i>mf</i>		.. 49
COMMUNION	<i>Andantino</i> <i>p</i>		.. 54
PARAPHRASE	<i>Moderato</i> <i>mf</i>		.. 59
PRÉLUDE	<i>And^{no} con moto</i> <i>p</i>		.. 64
INTRODUCTION et ALLEGRO	<i>Adagio</i> <i>ff</i>		.. 68

A monsieur NICOLAS DUPONT
 Organiste de l'église Saint-Géri, Maître de chapelle,
 Professeur d'Orgue et d'Harmonie à l'Institution des jeunes aveugles, à Arras
 Souvenir du 11 Octobre 1898

Offertoire

INDICATION DES JEUX: { RÉCIT: Flûtes de 8 et 4 P.
 POSITIF: Fonds de 8 P.
 G^d ORGUE: Fonds de 8. Récit accouplé
 PÉDALE: Fonds de 16 et de 8 P.

PREPARE. { SWELL: Diapasons. 8 F^t
 GREAT: Diapasons 8 F^t Ch.to G^t
 CHOIR: Flutes 8 and 4 F^t
 PEDAL: 16 & 8 F^t

Allegretto (♩=48)
Legato

MANUALE

PÉDALE

mf Pos. SW.

G.O.

Musical score system 1, featuring a treble and bass staff. A slur covers the first two measures. A fermata is placed over the first measure of the third measure. A bracket labeled **(*) A** spans the first two measures of the third measure. The notation includes eighth and sixteenth notes, rests, and accidentals. A **Pos. SW** instruction is located in the right margin.

Musical score system 2, featuring a treble and bass staff. A slur covers the first two measures. A fermata is placed over the first measure of the third measure. A bracket labeled **G.O.** spans the first two measures of the third measure. The notation includes eighth and sixteenth notes, rests, and accidentals.

Musical score system 3, featuring a treble and bass staff. A slur covers the first two measures. A fermata is placed over the first measure of the third measure. A bracket labeled **G.O.** spans the first two measures of the third measure. The notation includes eighth and sixteenth notes, rests, and accidentals. A **Tirasse du G^dO** instruction is located in the right margin. Below the system, the text **G^d to Ped.** is written.

Musical score system 4, featuring a treble and bass staff. A slur covers the first two measures. A fermata is placed over the first measure of the third measure. The notation includes eighth and sixteenth notes, rests, and accidentals.

(*) La seconde fois, on peut passer de la lettre **A** à la lettre **B**

(*) The second time, it is possible to proceed direct **A** to **B**

Pos. SW

a tempo

Rall.

Otez la Tirasse
Ped. Uncoupled

Pos. SW

(4)

This system contains the first two staves of music. The top staff is in treble clef and the bottom staff is in bass clef. The music begins with a 'Pos. SW' instruction. The tempo is marked 'a tempo'. A 'Rall.' (Ritardando) instruction is placed over the first two measures. The first measure includes the instruction 'Otez la Tirasse Ped. Uncoupled'. The second measure includes 'Pos. SW'. The system ends with a measure containing the number '(4)'.

G.O.

Pos. SW

G.O.

This system contains the next two staves of music. The top staff is in treble clef and the bottom staff is in bass clef. The first measure of the top staff is marked 'G.O.'. The second measure of the top staff is marked 'Pos. SW'. The third measure of the top staff is marked 'G.O.'.


Rit.

This system contains the next two staves of music. The top staff is in treble clef and the bottom staff is in bass clef. The music concludes with a 'Rit.' (Ritardando) instruction in the final measure of the top staff.

B a Tempo

Pos. SW

This system contains the final two staves of music. The top staff is in treble clef and the bottom staff is in bass clef. The tempo is marked 'B a Tempo'. The first measure of the top staff includes the instruction 'Pos. SW'.



Musical score system 1, consisting of three staves. The top staff is in treble clef, the middle in bass clef, and the bottom in bass clef. The key signature has one sharp (F#). The first two measures of the top staff are marked *Rall.*. The system concludes with a double bar line and the word **FINE**. To the right of the system, the word **INVOCATION** is written above the staff. Below the first two staves, the instruction *pp* **RÉCIT. Boite fermée** *Ch. Box. closed* is written. Below the bottom staff, the instruction *pp* is written.



Musical score system 2, consisting of three staves. The top staff is in treble clef, the middle in bass clef, and the bottom in bass clef. The key signature has one sharp (F#). The system concludes with a double bar line.



Musical score system 3, consisting of three staves. The top staff is in treble clef, the middle in bass clef, and the bottom in bass clef. The key signature has one sharp (F#). The system concludes with a double bar line.



Musical score system 4, consisting of three staves. The top staff is in treble clef, the middle in bass clef, and the bottom in bass clef. The key signature has one sharp (F#). The system concludes with a double bar line.