



SCHIRMER'S  
LIBRARY

Vol. 429


DONT  
TWENTY  
PROGRESSIVE  
EXERCISES

FOR

VIOLIN

Op. 38

Pr., 75c.



Schirmer's Library of Musical  
Classics



Vol. 429

JACQUES DONT

Op. 38

TWENTY  
PROGRESSIVE  
EXERCISES

FOR THE

VIOLIN

WITH ACCOMPANIMENT OF A  
SECOND VIOLIN

G. SCHIRMER, INC., NEW YORK

1897

Printed in the U.S.A.

# Twenty Progressive Exercises

for  
Two Violins.

▲ Up-bow.

▣ Down-bow.

JAC. DONT. Op. 38.



Allegro moderato.

1.

The main musical score for two violins, consisting of six systems of two staves each. The first system is marked with a forte (f) dynamic. The second system includes piano (p) and forte (f) markings. The third system features a repeat sign and a forte (f) marking. The fourth system includes piano (p) markings and various fingering numbers (1, 2, 3, 4). The fifth system includes forte (f) markings and fingering numbers (1, 2, 3, 4). The sixth system concludes with a forte (f) marking and a double bar line. The music is written in a common time signature and includes various rhythmic patterns, slurs, and accidentals.

*spiccato*

Allegro.

*f*

*dimin.*

*p*

*cresc.*

*f*

*p*

*cresc.*

*f*

\*) With strongly marked, detached bows at the point or the middle.

Vivace assai.

3.

*f*

First system of musical notation. The upper staff features a complex melodic line with slurs and accents, starting with a dynamic marking of *f*. The lower staff provides a bass line with a 7-fingered chord at the beginning. Fingering numbers 0, 2, 3, 0, 3, 0, 1, 2 are visible above the upper staff.

Second system of musical notation. The upper staff continues the melodic development with slurs and accents. The lower staff maintains a steady bass line. Fingering numbers 1, 1, 1, 2, 1 are visible above the upper staff.

Third system of musical notation. The upper staff shows a melodic line with slurs and accents, including a dynamic marking of *p*. The lower staff features a bass line with a slur. Fingering numbers 0, 2, 4, 4, 4, 4 are visible above the upper staff.

Fourth system of musical notation. The upper staff continues the melodic line with slurs and accents. The lower staff maintains a steady bass line. A fingering number 4 is visible above the upper staff.

Fifth system of musical notation. The upper staff features a melodic line with slurs and accents, starting with a dynamic marking of *dimin.* and ending with *p*. The lower staff provides a bass line. Fingering numbers *b* and *i* are visible above the upper staff.

Allegro moderato.

4. *f*

*p*

*cresc.* *f* *p*

*cresc.* *f*

First system of musical notation. The upper staff features a complex melodic line with slurs and fingerings (0, 4, 7). The lower staff provides harmonic accompaniment with slurs and fingerings (7, 4, 3). The dynamic marking *dimin.* is present in the second measure.

Second system of musical notation. The upper staff continues the melodic line with slurs and fingerings (4, 0, 4). The lower staff has slurs and fingerings (3, 4). The dynamic marking *f* is present in the second measure.

Third system of musical notation. The upper staff continues the melodic line with slurs and fingerings (4, 0, 4). The lower staff has slurs and fingerings (7, 4, 3).

Fourth system of musical notation. The upper staff continues the melodic line with slurs and fingerings (0, 4). The lower staff has slurs and fingerings (4, 3).

Fifth system of musical notation. The upper staff continues the melodic line with slurs and fingerings (0, 4, 0). The lower staff has slurs and fingerings (4, 0). The dynamic marking *p* is present in the second measure.

Sixth system of musical notation. The upper staff continues the melodic line with slurs and fingerings (0, 4). The lower staff has slurs and fingerings (7, 4, 3). The dynamic marking *f* is present in the first measure.



Allegro moderato.

5.

Musical score for piano, measures 5-14. The score is written in treble and bass clefs with a common time signature. It features various dynamic markings: *f* (forte), *p* (piano), and *dimin.* (diminuendo). The music includes complex rhythmic patterns, such as sixteenth-note runs and chords, and is marked with fingerings (e.g., 4, 0, 2, 1, 1, 2, 1, 4, 0, 4). The piece is titled "Allegro moderato." and is numbered "5." at the beginning of the first system.

First system of musical notation. The right hand features a complex, rapid sixteenth-note pattern with slurs and ties. The left hand plays a simpler accompaniment of eighth and quarter notes. Fingering numbers (4, 0) are visible in the right hand.

Second system of musical notation. The right hand continues with intricate sixteenth-note passages. The left hand has some rests and eighth-note accompaniment. A dynamic marking of *p* (piano) is present in the right hand.

Third system of musical notation. The right hand has a *f* (forte) dynamic marking. The left hand features a steady eighth-note accompaniment. A *poco rit.* (poco ritardando) marking is placed in the right hand.

Fourth system of musical notation. The right hand begins with an *in tempo.* marking. The left hand has a consistent eighth-note accompaniment. A *p* (piano) dynamic marking is in the right hand.

Fifth system of musical notation. The right hand features a *f* (forte) dynamic marking. The left hand continues with eighth-note accompaniment. Fingering numbers (4, 0) are visible in the right hand.

Sixth system of musical notation. The right hand starts with a *dimin.* (diminuendo) marking. The left hand has eighth-note accompaniment. A *p* (piano) dynamic marking is in the right hand. The system concludes with a *poco rit.* marking and a double bar line.

Allegretto.

6. *p*

*f*

1.

2.

*dim.* - - *p*

*f* *p*

4 0

7

0

4

0

4 0

2

2

4 0

First system of musical notation. The right hand features a melodic line with slurs and fingerings 0, 1, and 4. The left hand provides a harmonic accompaniment with dotted rhythms.


Second system of musical notation. The right hand continues the melodic line with a slur and fingering 0. The left hand has a descending line with a slur and fingering 7. A *dim.* (diminuendo) marking is present in the right hand.

Third system of musical notation. The right hand continues the melodic line with a slur. The left hand has a descending line with a slur and fingering 7. A *p* (piano) marking is present in the left hand.

Fourth system of musical notation. The right hand continues the melodic line with a slur and fingering 0. The left hand has a descending line with a slur and fingering 7.

Fifth system of musical notation. The right hand features a more complex melodic line with slurs and fingerings 0 and 4. The left hand has a descending line with a slur and fingerings 0 and 4. A *f* (forte) marking is present in the left hand.

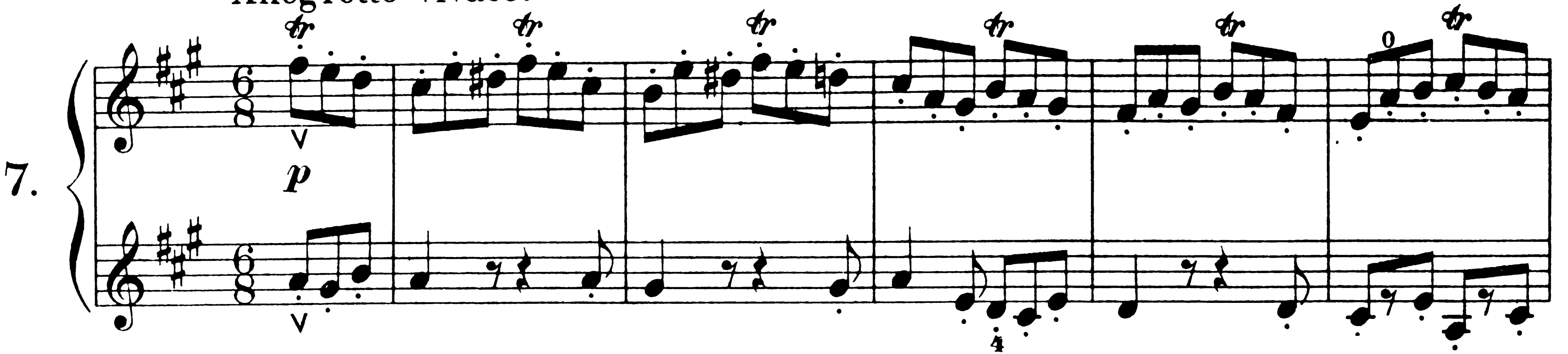
Sixth system of musical notation. The right hand continues the melodic line with slurs and fingerings 4 and 0. The left hand has a descending line with a slur and fingerings 4 and 7. *dim.* and *p* markings are present in the right hand.


In quick 


In the given  Time.

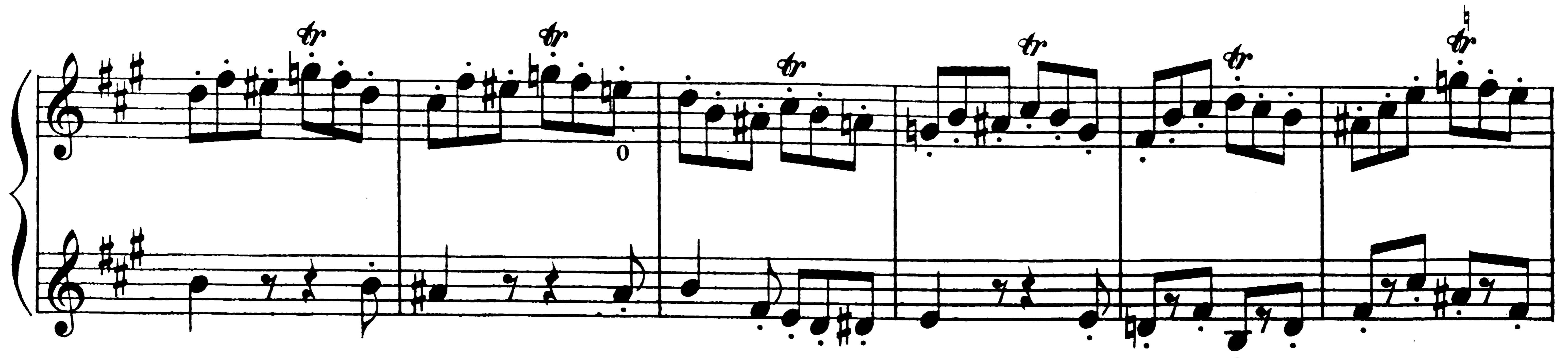
In slow 

Allegretto vivace.

7. 







First system of musical notation. The right hand features a melodic line with trills and slurs, marked with dynamics *f* and *p*. The left hand provides a rhythmic accompaniment with slurs and dynamic markings *f* and *fz*.

Second system of musical notation. The right hand continues with trills and slurs, marked with *cresc.* and *f*. The left hand features a bass line with slurs and dynamic markings *fz* and *fz*.

Third system of musical notation. The right hand includes trills and slurs, marked with *dim.* and *p*. The left hand continues with slurs and dynamic markings *fz* and *fz*.

Fourth system of musical notation. The right hand features trills and slurs, marked with *cresc.* and *f*. The left hand includes slurs and dynamic markings *fz* and *fz*.

Fifth system of musical notation. The right hand features trills and slurs, marked with *fz* and *fz*. The left hand includes slurs and dynamic markings *fz* and *fz*.

Violin and Viola parts, measures 1 through 12. The notation includes slurs, accents, and dynamic markings. The key signature has one flat and the time signature is 3/4.

Allegro non troppo.

Piano part, measures 1 through 4. The left hand has a *f* dynamic and the instruction *ben legato*. The right hand is marked *cantabile*. The piano part includes slurs, accents, and fingerings.

Piano part, measures 5 through 8. The left hand starts with *dim.* and *p*. The right hand includes slurs, accents, and fingerings.

Piano part, measures 9 through 12. The left hand has a *f* dynamic. The right hand includes slurs, accents, and fingerings.

Piano part, measures 13 through 16. The left hand has a *cresc.* marking. The right hand includes slurs, accents, and fingerings.

Piano part, measures 17 through 20. The left hand has a *dim.* marking. The right hand includes slurs, accents, and fingerings.

First system of musical notation. The right hand (treble clef) features a complex melodic line with slurs and ties. The left hand (bass clef) provides a harmonic accompaniment with chords and single notes. A dynamic marking of *f* (forte) is present in the right hand.

Second system of musical notation. The right hand continues with intricate melodic patterns. The left hand includes a triplet of eighth notes. Dynamic markings include *dim.* (diminuendo), *p* (piano), and *f* (forte).

Third system of musical notation. The right hand features a sequence of chords and melodic fragments. The left hand has a triplet of eighth notes. Dynamic markings include *dim.* and *p*.

Fourth system of musical notation. The right hand has a continuous melodic line. The left hand features a series of chords with fingerings 1, 4, 1, 1, 4 indicated.

Fifth system of musical notation. The right hand continues with a melodic line. The left hand includes a triplet of eighth notes and a dynamic marking of *f*.

Sixth system of musical notation. The right hand features a complex melodic line with slurs. The left hand includes a triplet of eighth notes and a dynamic marking of *p*.



Allegretto.

The musical score consists of four systems, each with three staves. The first system is marked '9.\*' and includes dynamics 'f' and 'D'. The second system includes 'p'. The third system includes 'cresc.', 'p', and 'f'. The fourth system includes 'dim.', 'p', and 'cresc.'. The music features intricate bowing patterns and dynamic contrasts.

\*) Modes of Practising. { A. With strongly marked, detached bows at the point or middle.  
 B. With legato (smooth) detached bows at the point or the middle.  
 C. With springing bow (*spiccato*).....  
 D & E. See the above two lines marked with these letters.....

The Tempo may be taken quick or slow at pleasure.

First system of musical notation, consisting of three staves. The top two staves are joined by a brace on the left. The music features dynamic markings *f*, *dim.*, *p*, and *cresc.*. Fingerings are indicated with numbers 1, 2, 3, 4. The key signature has two flats.

Second system of musical notation, consisting of three staves. The top two staves are joined by a brace on the left. The music features dynamic markings *cresc.*, *f*, and *dim.*. Fingerings are indicated with numbers 1, 2, 3, 4. The key signature has two flats.

Third system of musical notation, consisting of three staves. The top two staves are joined by a brace on the left. The music features dynamic markings *p*, *cresc.*, *f*, and *dim.*. Fingerings are indicated with numbers 1, 2, 3, 4. The key signature has two flats.

Fourth system of musical notation, consisting of three staves. The top two staves are joined by a brace on the left. The music features dynamic markings *f* and *f*. Fingerings are indicated with numbers 1, 2, 3, 4. The key signature has two flats.

First system of musical notation, consisting of three staves. The top two staves are treble clefs, and the bottom staff is a bass clef. The music features a complex melodic line with many slurs and fingerings (4, 0, 0, 0).

Second system of musical notation, consisting of three staves. It continues the melodic line from the first system. Dynamic markings include *dimin.* and *p*.

Andante, quasi Allegretto.

Third system of musical notation, starting with the number 10. It features a treble clef staff with a 6/8 time signature and a bass clef staff. The treble staff includes the instruction *con espress.* and *II. position.* with various fingerings (4, 2, 1, 2, 2, 3, 3, 4, 1, 1, 2, 2, 3, 3, 4, 4, 1, 2, 2, 2, 3, 3, 4, 4, 1). The bass staff includes the instruction *f I. position.*

Fourth system of musical notation, consisting of two staves. The top staff includes the instruction *dimin.* and *p*. The bottom staff includes the instruction *f I. position.* and *III. position.* with fingerings (1, 1, 2, 2, 3, 0, 3, 3, 4, 1, 2, 2, 3, 4).

Fifth system of musical notation, consisting of two staves. The top staff includes the instruction *III. position.* and *I. position.* with fingerings (1, 2, 4, 4, 1, 3, 0, 2, 3, 4, 2, 4, 3, 3, 4, 2). The bottom staff includes the instruction *dimin.* and *p*.

First system of musical notation. Treble clef has notes with slurs and accents. Bass clef has notes with slurs. Dynamics include *f* and *p*. Fingerings are indicated by numbers 0, 1, 2, 3.

Second system of musical notation. Treble clef has notes with slurs and accents. Bass clef has notes with slurs. Dynamics include *p*. Labels include "II. position." and "I. position.". Fingerings are indicated by numbers 1, 2, 3, 4.

Third system of musical notation. Treble clef has notes with slurs and accents. Bass clef has notes with slurs. Dynamics include *p*. Labels include "III. position." and "I. position.". Fingerings are indicated by numbers 1, 2, 3, 4.

Fourth system of musical notation. Treble clef has notes with slurs and accents. Bass clef has notes with slurs. Dynamics include *f* and *p*. Fingerings are indicated by numbers 0, 1, 2, 3, 4.

Fifth system of musical notation. Treble clef has notes with slurs and accents. Bass clef has notes with slurs. Dynamics include *f*, *dimin.*, and *p*. Fingerings are indicated by numbers 0, 1, 2, 3, 4.

Sixth system of musical notation. Treble clef has notes with slurs and accents. Bass clef has notes with slurs. Dynamics include *cresc.*, *f*, *dimin.*, and *p*. Fingerings are indicated by numbers 0, 1, 2, 3, 4.

Allegretto vivo.

11. *p*

*f*

*dimin.* *p*

*f*

First system of musical notation. The right hand features a series of sixteenth-note runs, each phrase starting with a slur and a fermata. The left hand provides a simple accompaniment of quarter notes. The key signature has two sharps (F# and C#). The word "dimin." is written in the right hand.

Second system of musical notation. The right hand continues with sixteenth-note runs, including fingerings (1, 2, 0, 1, 1, 2) and accents (^). The left hand has a bass line with slurs and fermatas. A dynamic marking "p" is present in the left hand.

Third system of musical notation. The right hand continues with sixteenth-note runs, including fingerings (1, 1, 0, 1, 2, 0, 1). The left hand continues with a bass line.

Fourth system of musical notation. The right hand continues with sixteenth-note runs, including fingerings (1, 1, 2, 1, 2). The left hand continues with a bass line.

Fifth system of musical notation. The right hand continues with sixteenth-note runs, including fingerings (2, 2, 1, 2, 3, 1). The left hand continues with a bass line. A dynamic marking "f" is present in the left hand.

Sixth system of musical notation. The right hand continues with sixteenth-note runs, including fingerings (2, 2, 0, 2). The left hand continues with a bass line. Dynamic markings "dimin." and "p" are present in the left hand.

Allegro.

12. *mf*

*p*

*f*

*p*

*f*

1 2

First system of musical notation, consisting of two staves. The upper staff features a melodic line with eighth-note patterns and slurs. The lower staff provides a bass accompaniment with quarter and eighth notes. A repeat sign is present at the beginning of the system.

Second system of musical notation, consisting of two staves. The upper staff continues the melodic line with slurs and fingerings. The lower staff continues the bass accompaniment.

Third system of musical notation, consisting of two staves. The upper staff continues the melodic line with slurs. The lower staff continues the bass accompaniment.

Fourth system of musical notation, consisting of two staves. The upper staff features a complex melodic line with slurs and fingerings (0, 1, 4). The lower staff continues the bass accompaniment.

Fifth system of musical notation, consisting of two staves. The upper staff includes the instruction *dimin.* and features slurs and fingerings (4, 0, 1). The lower staff includes the instruction *p* (piano).

Sixth system of musical notation, consisting of two staves. The upper staff includes the instruction *cresc.* (crescendo) and *f* (forte), and features slurs and fingerings. The lower staff includes the instruction *rit.* (ritardando).



*in tempo.*

*p*

*f*

*dimin.*

*p*

*f*

0 1 1 2 2 3 4

1 2

1 2

The musical score is written for piano and consists of six systems. Each system contains two staves: a treble clef staff and a bass clef staff. The key signature is one sharp (F#) and the time signature is 4/4. The first system begins with the tempo marking 'in tempo.' and features a complex, flowing melody in the treble staff with many slurs and ties, and a supporting bass line. The second system continues this melodic development. The third system introduces a dynamic change to piano (*p*) and includes accents (>) over certain notes. The fourth system features a dynamic change to forte (*f*) and continues the melodic line. The fifth system includes a dynamic change to piano (*p*) and a 'dimin.' (diminuendo) marking, followed by a return to forte (*f*). The sixth system concludes the piece with a final melodic flourish and a double bar line. Fingerings are indicated by numbers 0-4 above notes, and first/second endings are marked with '1' and '2' above the final measures.

Allegro moderato.

13.

Musical score for piano, measures 13-25. The score is in 3/4 time and consists of six systems of two staves each. The key signature has one sharp (F#). The tempo is marked 'Allegro moderato.' The score includes various dynamics such as *p.*, *fz*, *dimin.*, *f*, and *rit.*. It also features articulation marks like accents and slurs, and fingering numbers (1-4) for the right hand. The piece concludes with a double bar line and repeat dots.

First system of musical notation. The upper staff features a melodic line with a forte (*f*) dynamic marking. The lower staff provides a harmonic accompaniment with a circled section of notes.

Second system of musical notation. The upper staff continues the melodic line, and the lower staff continues the accompaniment with a circled section.

Third system of musical notation. The upper staff begins with a piano (*p*) dynamic marking. The lower staff features several accents (>) over notes.

Fourth system of musical notation. The upper staff includes fingerings such as 2, 0, 1, 4, and 1. The lower staff includes a trill (*tr*) marking.

Fifth system of musical notation. The upper staff continues the melodic line. The lower staff features two fortissimo (*ff*) dynamic markings.

Sixth system of musical notation. The upper staff continues the melodic line. The lower staff features a circled section of notes.

dim. e poco riten. - - - - - *f* in tempo.

This system contains the first two staves of music. The upper staff features a complex melodic line with many slurs and accents. The lower staff provides a harmonic accompaniment with chords and single notes. The first measure is marked 'dim. e poco riten.' and the second measure is marked '*f* in tempo.'

This system contains the third and fourth staves of music. The upper staff continues the melodic line. The lower staff includes a triplet of eighth notes in the third measure, marked with a '3' and a 'p' dynamic.

*fz* *fz* *fz*

This system contains the fifth and sixth staves of music. The upper staff has a melodic line with slurs and accents. The lower staff has a rhythmic accompaniment. The dynamic '*fz*' is repeated three times in the first three measures.

dim. *p*

This system contains the seventh and eighth staves of music. The upper staff has a melodic line with slurs and accents. The lower staff has a rhythmic accompaniment. The dynamic 'dim.' is in the first measure and '*p*' is in the second measure.

*f*

This system contains the ninth and tenth staves of music. The upper staff has a melodic line with slurs and accents. The lower staff has a rhythmic accompaniment. The dynamic '*f*' is in the first measure.

This system contains the eleventh and twelfth staves of music. The upper staff has a melodic line with slurs and accents. The lower staff has a rhythmic accompaniment.

Allegro appassionato.

14.

4 0

*f*

4 4 3 3

2 1  $\frac{1}{4}$  *rit.* 4 4 3 *in tempo.*

*p* *f*

1 3 4 1 2 0 1 3 4 1 2 3 4 1 3 4 1 3 4

1 4 3 4 1 3 4 1 4 3 4 1 4 3 4 1 4 3 4

1 4 3 4 1 3 4 1 4 3 4 1 4 3 4 1 4 3 4

The first system of musical notation consists of two staves. The upper staff contains a complex melodic line with many sixteenth and thirty-second notes, often beamed together. It includes fingerings such as 1, 3, 4, 0, 1, 3, 4, and 2. The lower staff provides a harmonic accompaniment with chords and single notes. Dynamics include piano (*p*) and forte (*f*).

The second system continues the musical piece. The upper staff has a melodic line with slurs and accents. The lower staff has a more rhythmic accompaniment. A dynamic marking of *poco a poco cresc.* is placed between the staves, indicating a gradual increase in volume.

The third system features a melodic line in the upper staff with fingerings like 2, 1, 3, 4, 3, 0, 2, 2, 1, 4, and 1. The lower staff continues the accompaniment. Dynamics include forte (*f*) and ritardando (*rit.*).

The fourth system begins with the marking *in tempo.* The upper staff has a melodic line with fingerings such as 4, 0, 1, 1, and 0. The lower staff has a steady accompaniment.

The fifth system continues the melodic and harmonic development. The upper staff has a melodic line with slurs and accents. The lower staff has a rhythmic accompaniment.

The sixth system concludes the page with a melodic line in the upper staff and an accompaniment in the lower staff. A dynamic marking of *dim.* (diminuendo) is present, indicating a decrease in volume.

Allegretto agitato.

15.

*f*

18

*dim.*

*f*

First system of musical notation. It consists of two staves. The upper staff contains a melodic line with a triplet of eighth notes and a fermata. The lower staff contains a bass line with a fermata. The dynamic marking *dim.* is placed between the staves, and *f* appears at the start of the second measure of the upper staff.

Second system of musical notation. The upper staff features a melodic line with accents and a fermata. The lower staff continues the bass line with a fermata.

Third system of musical notation. The upper staff has a melodic line with accents and a fermata. The lower staff has a bass line with a fermata.

Fourth system of musical notation. The upper staff contains a complex melodic line with fingerings (0, 2, 1, 3) and accents. The lower staff has a bass line with a fermata.

Fifth system of musical notation. The upper staff features a melodic line with fingerings (2, 1) and accents. The lower staff has a bass line with a fermata.

Sixth system of musical notation. The upper staff has a melodic line with fingerings (3, 1) and accents. The lower staff has a bass line with a fermata.



Andante espressivo.

sul E...

16.

sul A...

The musical score consists of six systems of two staves each, in a 2/4 time signature with a key signature of two sharps (F# and C#). The tempo is marked 'Andante espressivo'. The first system (measures 16-17) begins with a piano (*p*) dynamic and includes fingerings 1, 3, 1, 4, 2, 4, 1, 4, 1, 2, 1, 4, 2. A fortissimo (*f*) dynamic appears in measure 17. The second system (measures 18-19) continues with piano (*p*) and includes fingerings 4, 2, 1, 3, 2, 4, 1, 4, 0, 2, 2, 4, 1, 3, 1, 1. A fortissimo (*f*) dynamic is present in measure 19. The third system (measures 20-21) features piano (*p*) and includes fingerings 1, 4, 0, 2, 1, 3, 0, 2, 1, 4, 1, 3, 1, 3, 1. A fortissimo (*f*) dynamic is present in measure 21. The fourth system (measures 22-23) starts with piano (*p*) and includes fingerings 2, 4, 2, 4, 1, 3, 1, 3, 1, 4, 1, 4, 1, 4, 1. A fortissimo (*f*) dynamic is present in measure 23. The fifth system (measures 24-25) begins with piano (*p*) and includes fingerings 3, 1, 4, 2, 4, 1, 4, 2, 1, 4, 2, 1, 4, 2. A fortissimo (*f*) dynamic is present in measure 25. The sixth system (measures 26-27) continues with piano (*p*) and includes fingerings 4, 2, 1, 4, 2. A fortissimo (*f*) dynamic is present in measure 27. The score includes various dynamics: *p* (piano), *f* (fortissimo), and *dim. p* (diminuendo piano). Fingerings are indicated by numbers 1-4 above notes. Slurs and accents are used throughout. The text 'sul E...' and 'sul A...' indicates specific fingering techniques. The page number '13243' is located at the bottom left.

First system of musical notation. The right hand features a complex melodic line with numerous triplets and slurs. The left hand provides a steady accompaniment. A dynamic marking of *f* (forte) is present in the right hand.

Second system of musical notation. The right hand continues with intricate fingerings and slurs. A dynamic marking of *p* (piano) is shown, with the instruction "sul A" indicating a shift to the A string.

Third system of musical notation. The right hand features a melodic line with slurs and dynamic markings of *f* and *dim. p*. The left hand accompaniment is consistent.

Fourth system of musical notation. The right hand includes slurs and dynamic markings of *f* and *p*. Instructions "sul E" and "sul A" are present, indicating shifts to the E and A strings respectively.

Fifth system of musical notation. The right hand continues with complex melodic patterns and slurs. The left hand accompaniment remains steady.

Allegretto spiccato.

17.

Musical notation for measures 17-18. The piece is in 6/4 time with a key signature of one flat. Measure 17 features a piano (*p*) dynamic in the right hand and a *dolce* marking in the left hand. Both hands have a long slur over the measures. Measure 18 continues the melodic line in the right hand with a *2.* fingering and a slur, while the left hand has a *1* fingering and a slur.

Musical notation for measures 19-20. Measure 19 shows a continuation of the melodic line in the right hand with a slur and a *3* fingering in the left hand. Measure 20 features a *0* fingering in the right hand and a *4* fingering in the left hand, both with slurs.

Musical notation for measures 21-22. Measure 21 continues the melodic line in the right hand with a slur and a *3* fingering in the left hand. Measure 22 features a *cresc.* marking in the right hand and a *4* fingering in the left hand, both with slurs.

Musical notation for measures 23-24. Measure 23 features a *f* dynamic in the right hand and a *0* fingering in the left hand, both with slurs. Measure 24 continues the melodic line in the right hand with a slur and a *1* fingering in the left hand, with a *3* fingering also present in the left hand.

Musical notation for measures 25-26. Measure 25 features a *p* dynamic in the right hand and a *4* fingering in the left hand, both with slurs. Measure 26 continues the melodic line in the right hand with a slur and a *1* fingering in the left hand.

First system of musical notation. The right hand features a melodic line with fourteenth-note patterns and slurs. The left hand has a bass line with slurs and dynamic markings *f* and *I*.

Second system of musical notation. The right hand includes complex fingering (4 3, 3 4, 0 3, 4, 4, 0 4, 4, 4 3, 0) and dynamic markings *dim.* and *p*. The left hand has slurs and a dynamic marking *p*.

Third system of musical notation. The right hand continues with melodic patterns and slurs. The left hand features slurs and dynamic markings *p* and *p*.

Fourth system of musical notation, containing a repeat sign. The right hand has fingering (0, 0, 4, 4, 1, 4, 3, 4, 1, 3) and dynamic markings *p* and *p*. The left hand has slurs and dynamic markings *p* and *p*.

Fifth system of musical notation. The right hand has complex fingering (1, 4, 3, 4, 4, 0, 4, 3) and dynamic markings *p* and *p*. The left hand has slurs and dynamic markings *p* and *p*. The system concludes with the marking *ritard.*

Allegro ma non troppo.

18. *f col punto d'arco.*

*cresc.* *f*

*p* *spiccato.*

*f col punto d'arco.*

First system of musical notation, consisting of two staves. The upper staff contains a complex melodic line with many sixteenth notes and slurs. The lower staff provides a harmonic accompaniment with longer note values and some rests.

Second system of musical notation, consisting of two staves. The upper staff features a triplet of sixteenth notes marked with '3' and a '4' above it. The lower staff continues the accompaniment with various rhythmic patterns.

Third system of musical notation, consisting of two staves. The upper staff has a melodic line with slurs. The lower staff includes the instruction *p spiccato.* and a Roman numeral 'III' with an accent (>) above it.

Fourth system of musical notation, consisting of two staves. The upper staff continues the melodic development. The lower staff features a bass line with a double bar line and a key signature change to one flat (B-flat).

Fifth system of musical notation, consisting of two staves. The upper staff has a melodic line with slurs and fingerings. The lower staff includes the instruction *f col punto d'arco.* and a double bar line.

Sixth system of musical notation, consisting of two staves. The upper staff continues the melodic line. The lower staff concludes the system with a double bar line and a key signature change to two flats (B-flat and E-flat).

Vivace.

19.

The musical score consists of seven systems of piano music, each with a grand staff (treble and bass clefs). The key signature is two sharps (F# and C#), and the time signature is 3/2. The piece is marked 'Vivace'. Measure 19 is the first measure of the first system. The score includes various dynamic markings: *f* (forte) at the beginning of measure 19, *p* (piano) at the start of measure 25, and *cresc.* (crescendo) at the start of measure 26. The music features complex fingering, including many four-finger chords and runs, and is heavily articulated with slurs and accents. The right hand plays a series of ascending and descending runs, while the left hand provides a steady accompaniment of chords and single notes.

First system of musical notation. The right hand (treble clef) features a complex melodic line with many sixteenth notes, including a four-measure phrase starting with a 4-fingered chord. The left hand (bass clef) provides a harmonic accompaniment with chords and single notes, including a two-measure phrase.

Second system of musical notation. The right hand continues with intricate sixteenth-note passages. The left hand has a prominent chord marked with a '12' and a '9' below it, indicating a specific voicing or fingering.

Third system of musical notation. The right hand features a dense texture of sixteenth notes. The left hand accompaniment consists of steady eighth-note patterns.

Fourth system of musical notation. The right hand has a melodic line with some slurs and a four-measure phrase ending with a 4-fingered chord. The left hand continues with its accompaniment.

Fifth system of musical notation. The right hand has a melodic line with slurs and a four-measure phrase. The left hand accompaniment includes a dynamic marking of *p* (piano).

Sixth system of musical notation. The right hand has a melodic line with slurs and a four-measure phrase. The left hand accompaniment includes a dynamic marking of *cresc.* (crescendo).

Seventh system of musical notation. The right hand has a melodic line with slurs and a four-measure phrase. The left hand accompaniment includes dynamic markings of *f* (forte), *dim.* (diminuendo), and *p* (piano).



Allegretto comodo.

20.

*ben legato.*

*p*

*f*

*dim.*

*p*

*f*

*p*

*cresc.*

*dim.*

*p*

*f*

*f*

First system of musical notation. The right hand (treble clef) features a complex melodic line with many sixteenth notes, some beamed together. The left hand (bass clef) provides a steady accompaniment with quarter notes. Dynamics include *p*, *cresc.*, *f*, and *dim.*

Second system of musical notation. The right hand continues with intricate sixteenth-note patterns. The left hand has some rests. Dynamics include *p* and *f*. There are some fingerings indicated in the right hand.

Third system of musical notation. The right hand has a more active melodic line with some slurs. The left hand has some rests. Dynamics include *f*. There are some fingerings indicated in the right hand.

Fourth system of musical notation. The right hand has a melodic line with some slurs. The left hand has some rests. Dynamics include *p* and *poco a poco cresc.*. There are some fingerings indicated in the right hand.

Fifth system of musical notation. The right hand has a melodic line with some slurs. The left hand has some rests. Dynamics include *p*. There are some fingerings indicated in the right hand.

Sixth system of musical notation. The right hand has a melodic line with some slurs. The left hand has some rests. Dynamics include *cresc.*. There are some fingerings indicated in the right hand.

The first system of music consists of two staves. The upper staff (treble clef) contains a complex melodic line with many slurs and fingerings (1, 2, 3, 4). The lower staff (bass clef) contains a simpler accompaniment line with some rests and slurs.

The second system of music consists of two staves. The upper staff (treble clef) features a melodic line with slurs and dynamics: *p*, *cresc.*, *f*, and *dim.*. The lower staff (bass clef) features a simple accompaniment line with slurs.

The third system of music consists of two staves. The upper staff (treble clef) features a melodic line with slurs and dynamics: *p* and *f*. The lower staff (bass clef) features a simple accompaniment line with slurs.

The fourth system of music consists of two staves. The upper staff (treble clef) features a melodic line with slurs and dynamics: *p*, *cresc.*, and *f*. The lower staff (bass clef) features a simple accompaniment line with slurs.

The fifth system of music consists of two staves. The upper staff (treble clef) features a melodic line with slurs and dynamics: *dim.*, *p*, and *f*. The lower staff (bass clef) features a simple accompaniment line with slurs.

The sixth system of music consists of two staves. The upper staff (treble clef) features a melodic line with slurs. The lower staff (bass clef) features a simple accompaniment line with slurs and a dynamic marking: *p*.

First system of musical notation. The right hand features a complex melodic line with slurs and ties, while the left hand provides a steady accompaniment. A dynamic marking of *f* (forte) is present in the right hand.

Second system of musical notation. The right hand continues with intricate melodic patterns, including some fingerings (e.g., 1, 2, 0, 3, 0, 2, 1, 3). The left hand accompaniment includes a *>* (accent) marking.

Third system of musical notation. The right hand has a series of slurred notes, with some fingerings (e.g., 3, 2, 1, 2, 3, 4, 4). The left hand accompaniment consists of simple rhythmic patterns.

Fourth system of musical notation. The right hand features a melodic line with slurs and ties, with fingerings (e.g., 3, 2, 0, 3, 2, 0, 3, 2). The left hand accompaniment includes a *>* (accent) marking.

Fifth system of musical notation. The right hand continues with slurred melodic lines, including fingerings (e.g., 3, 2, 0, 4, 2, 0, 2). The left hand accompaniment includes a *>* (accent) marking.

Sixth system of musical notation, the final system on the page. It includes dynamic markings *dim.* (diminuendo) and *ritard.* (ritardando). The right hand ends with a fermata over a whole note. The left hand accompaniment includes a *>* (accent) marking. The system concludes with a double bar line and a repeat sign.

# SCHIRMER'S SCHOLASTIC SERIES

Material for Vocal and Instrumental Study—"from the very easiest to the most difficult"

(The Numbers listed below cover Study-Material for Instruments other than Piano)

## HARP

55. **SALZEDO, CARL**, L'Étude Moderne de la Harpe. Modern study of the harp. With five poetical studies 2.75

## ORGAN

11. **BUCK, DUDLEY**, Studies in Pedal Phrasing. Op. 28 1.10  
 34. **KOCH, CASPAR P.**, Book of Scales. 1.50  
**MACDOUGALL, HAMILTON G.**  
 134. —Dramatic Pedal Studies. .75  
**NILSON, L.**  
 29. —A System of Technical Studies in Pedal Playing. Translated from the Swedish by J. E. Barkworth. 1.25  
 21. **PFITZNER, HEINRICH**, The Art of Pedalling. 1.00

## VIOLIN

- FYFFE, ELIZABETH**  
 64. —The Three R's. A Music Primer for the Violin Student 1.25  
**GOLDSTEIN, JOSEPH**, Foundation Scale- and Chord-Studies. (In the first position) .75  
**HERRMANN, EDUARD**, 39 Violin Studies. 3 Books:  
 35. —Book I .75  
 36. —Book II .75  
 37. —Book III .75  
 162. —12 Violin Études for Study of Positions. Op. 37. (English and Spanish texts) .60  
 22. **KNEISEL, FRANZ**, Advanced Exercises. Part I. 1.25  
**LAOUREUX, NICOLAS**, A Practical Method:  
 147. —Parts I and II. Combined. 2.25  
 90. —Part I\* 1.25  
 146. —Part I. Supplement. 1.25  
 91. —Part II\* 1.25  
 92. —Part II. Supplement. 1.25  
 93. —Part III\* 1.25  
 94. —Part IV\* 1.25  
 190. —Scales and Arpeggios. 1.25  
 (\*Also published in Spanish edition)  
 32. **LEVENSON, CHARLES**, First Exercises in Bowing. .75  
 104. —First Book in Violin Playing. (English, French and Spanish texts) 1.50  
 119. —First Scale Studies. (English and Spanish texts) .75  
 141. —The First Finger-Exercises. Preparatory to Charles Dancla. Op. 74. (Spanish and English texts) .60  
 8. **LICHTENBERG, LEOPOLD**, Scale Studies. 1.00  
 107. **LOCKWOOD, SAMUEL P.**  
 —The Scales. (English and Spanish texts) .75  
 165. **RIEGGER, WALLINGFORD**, Begin With Pieces. Elementary Method for Individual or Class Instruction Complete 1.00  
 Separate violin part .25  
**SCHRADIECK, HENRY**  
 77. —The First Position. An Elementary Instruction Book 1.25  
 102. —Six Staccato Studies. .75  
 171. **STOESSEL, ALBERT**, Essentials of Violin Mastery. Advanced studies for the preservation of violin technique .60  
**STOEVIING, PAUL**  
 The Systematic Development of the Bow-arm. 2 parts:  
 81. —Book I. Elementary 1.00  
 82. —Book II. Medium difficulty 1.00  
**STRUTT, ARTURO E.**, First Steps of the Violinist:  
 44. —Book I. .60  
 45. —Book II. .60  
 46. —Book III. .60  
 47. —Book IV. .60  
 18. **SVEČENSKI, LOUIS**, Preparatory Exercises for the Trill, the Vibrato and the Staccato. (Eng. and Span.) 1.10  
 27. —Specialized Exercises (In shifting and crossing the strings). (English and Spanish texts) .75

## TROTT, JOSEPHINE

159. —Daily Scale Studies. (English and Spanish texts) 1.25  
 174. —Melodious Double-Stops for Violin. .60  
 192. —Melodious Foundation Studies for Violin. 1.50  
 195. —28 Melodious Studies in the First Position. 1.50  
**WALTHER, GUSTAVE B.**  
 194. —The Art of Staccato Playing. 1.50  
 133. **WEISBERG, A. H.**, A Complete School of Shifting. (English and Spanish texts) .60  
 132. —Foundation Exercises for Fingers and Intonation. (English and Spanish texts) .60  
 142. —School of Double-Stopping. (English and Spanish) 1.25  
**WHITE, GRACE**  
 88. —Studies, Scales and Pieces. (In the first position) 1.25  
 168. —Studies, Scales and Pieces. (In the third position) 1.25  
 4. **WILHELMJ, AUGUST**, Exercises in Thirds. 1.25  
**WITEK, ANTON**, Fingered Octaves  
 101. —Part I: Exercises. Part II: Practical Application. (English and Spanish texts) 1.50  
 40. **ZIMBALIST, EFREM**, One Hour's Daily Exercises. 1.00

## VIOLA

- SVEČENSKI, LOUIS**  
 2. —Twenty-five Technical Exercises for the Viola. 1.00

## VIOLONCELLO

138. **MAAS, GERALD C.**, Finger Exercises and Scale Studies. (English and Spanish texts) 2.25  
 169. —Practical 'Cello Exercises. 1.00  
 76. **OTIS, EDITH**, First Book of Study Pieces. 1.50  
 3. **SCHULZ, LEO**, Technical Studies. 1.25

## VIOLIN, 'CELLO AND PIANO

33. **LOTH, L. LESLIE**, Five Poetic Sketches for Trio Study 1.50

## STRING-QUARTET

- POCHON, ALFRED**, A Progressive Method of String-Quartet Playing. Part I: Elementary  
 151. —First Violin (including Method) 2.00  
 152. —Second Violin ( " " ) 2.00  
 153. —Viola ( " " ) 2.00  
 154. —Violoncello ( " " ) 2.00  
 180. —The Method (without separate instrumental part) 1.50  
 155. —Separate First Violin Part (without Method) .50  
 156. —Separate Second Violin Part (without Method) .50  
 157. —Separate Viola Part (without Method) .50  
 158. —Separate Violoncello Part (without Method) .50  
 Complete set including four Instrumental Parts and Method for each. . . . . net 6.00

## CLARINET

115. **STIÉVENARD, EMILE**, Practical Study of the Scales. (English, French and Spanish texts) 1.50

## FLUTE

- MAQUARRE, ANDRÉ**  
 140. —Daily Exercises. (English and Spanish texts) 1.00

## GUITAR

- ROCH, PASCUAL**  
 85. —A Modern Method. (School of Tárrega). 3 volumes. (English, French and Spanish texts.) Vol. I. 2.00  
 86. —The same, Vol. II. 2.00  
 87. —The same, Vol. III. 2.00

A Complete Catalog of Schirmer's Scholastic Series will be mailed upon request

**G. SCHIRMER, Inc. NEW YORK**

# SCHIRMER'S LIBRARY

## of MUSICAL CLASSICS

### COMPOSITIONS FOR VIOLIN

VOL. NO.

#### VIOLIN SOLO

#### Solos, Methods and Exercises

##### ALARD, D.

48/49 Op. 10. 10 melodious studies, with acc. of a second violin in score (Lichtenberg). 2 vols.

##### BACH, J. S.

221 6 Sonatas. G m., B m., A m., D m., C, E. (E. Herrmann)

##### BÉRIOT, C. de.

Method. Vols. I, II  
1086 Método de aprender el violín. La parte de la mano izquierda (Herrmann). Spanish ed.

##### BLUMENSTENGEL, A.

1032 Op. 33. 24 Studies  
603 Scale- and Arpeggio-studies. Book I. In the first position  
604 The same. Book II. In the first three positions

##### BÖHMER, C.

744/745 Op. 54. 75 Studies in Intonation. 2 vols.

##### CASORTI, A.

932 Op. 50. The Technics of Bowing

##### DANON, C.

986 Op. 15. Elementary and Progressive Studies. Vol. I  
987 The same. Vol. II  
988 The same. Vol. III  
602 Op. 68. 15 Studies, with acc. of a second violin in score  
626 Op. 73. 20 Brilliant and Characteristic Etudes  
219 Op. 74. School of Mechanism. 50 daily exercises (Lehmann)

##### DONT, J.

1179 Op. 35. 24 Etudes and Caprices  
328 Op. 37. 24 Exercises preparatory to the studies of R. Kreutzer and P. Rode  
429 Op. 38. 20 Progressive Exercises, with acc. of a second violin in score

##### FIORILLO, F.

228 36 Studies or Caprices (Schradeck)

##### GAVINIÉS, P.

929 24 Studies (Matinées)

##### HERMANN, FR.

952/953 Op. 20. 100 Violin Studies. Part I (for the beginning of tuition); Part II (for the development of finger and bow technics)  
742/743 Violin-school. 2 vols. Vol. I, II

##### HOFMANN, R.

863 Op. 25. The First Studies in the First Position. Vol. I. The beginner  
864 Vol. II. The progressive pupil  
865 Vol. III. The more advanced student  
884/886 Op. 51. 24 Studies. Continuation of the preceding, introducing various positions. 3 vols.  
887/888 Op. 66. 22 Studies for the Use of Advanced Players, employing the second, third and fourth positions. 2 vols.  
1076/77 Op. 107. Technic and Melody. 50 studies in the first position and in all keys. 2 vols.

VOL. NO.

##### HOHMANN, C. H.

560 Practical Method. A systematically arranged course of exercises for a thorough grounding in violin-playing (Mittell). Complete Flex. linen  
\*561 The same. Vol. I. Exercises for the first position  
\*562 Vol. II. Exercises in the keys most used  
\*563 Vol. III. Advanced exercises in the keys most used.  
\*564 Vol. IV. Exercises in the higher positions  
\*565 Vol. V. Advanced exercises in the higher positions

##### HŘIMALY, J.

842 Scale-studies

##### KAYSER, H. E.

750 Op. 20. 36 Elementary and Progressive Studies. Introductory to the celebrated studies by R. Kreutzer. Complete  
306/308 The same, in 3 vols.  
513 Op. 44. 50 Short Exercises  
867 Op. 67. The Study of the Positions. 34 short pieces for the study of the second, third, fourth, fifth and seventh positions, and the half-positions

##### KÖHLER, M.

1078/79 Op. 51. 30 Little Studies for the study of the second, third, fourth and fifth positions. 2 vols.

##### KREUTZER, R.

230 42 Studies or Caprices (Singer)

##### KROSS, E.

937 Op. 40. [The Art of Bowing]

##### MAZAS, F.

487 Op. 36. 75 Melodious and Progressive Studies (F. Hermann.) Vol. I. 30 special studies  
488 Vol. II. 27 brilliant studies  
489 Vol. III. artists' studies

##### RIES, H.

449 Op. 28. 30 Elementary Studies in the first, second, and third positions

##### RODE, P.

231 24 Caprices (Studies), in the 24 major and minor scales (David)

##### ROVELLI, P.

759 Op. 3, 5, 12 Caprices (Lichtenberg)

##### SCHOEN, M.

109/110 Op. 22. First Steps in Practical Violin-playing. Scales and lessons in the first position. 2 vols.

108 Op. 32. The A-B-C of Violin-playing

##### SCHRADIECK, H.

364 Scale-studies  
515 The School of Violin-technics. Vol. I. Exercises for promoting dexterity in the various positions  
516 Vol. II. Exercises in double-stops  
517 Vol. III. Exercises in the different modes of bowing

##### SCHUBERT, L.

396/397 Op. 50. Violin-method. 2 vols.

##### ŠEVČÍK, O.

844 Op. 1. School of Violin Technics. Edited by Philipp Mittell. Vol. I. Exercises in the first position  
845 Vol. II. Exercises in the second to seventh positions

VOL. NO.

846 Vol. III. Shifting (changing position)  
847 Vol. IV. Exercises in double-stops  
848 Op. 8. Shifting (changing the position), and Preparatory Scale studies (Mittell)  
849 Op. 9. Preparatory Exercises Double-stopping in thirds, sixths, octaves, and tenths (Mittell)

##### SITT, H.

Op. 32. Etudes:  
871 Vol. I. 20 Etudes (1st position)  
872 Vol. II. 20 Etudes (2d-5th positions)  
873 Vol. III. 20 Etudes (change position)  
1084 Scale Studies (Mittell)

##### WIENIAWSKI, H.

184/185 Op. 18. 8 Etudes-caprices, with second violin in score (Lichtenberg). 2 vols.

##### WOHLFAHRT, F.

Op. 45. 60 Studies (Gaston Blay)  
838 Vol. I. First position  
839 Vol. II. Third position  
926 Op. 54. 40 Elementary Exercises  
927/928 Op. 74. 50 Easy Melodious Studies in Progressive Order. 2 vols. Part I (first position); Part II (third position).

#### VIOLIN DUETS

##### ALARD, D.

48/49 Op. 10. 10 Melodious Studies with acc. of a second violin in score (Lichtenberg). 2 vols.

##### BÉRIOT, C. de.

957 Op. 57. 3 Duos Concertants  
946 Op. 87. 12 Short Easy Duos

##### DANCLA, C.

602 Op. 68. 15 Studies, with acc. second violin in score

##### DONT, J.

429 Op. 38. 20 Progressive Exercises with acc. of second violin in score

##### GEBAUER, M.

956 Op. 10. Duos

##### KAYSER, H. E.

868 Op. 67. The Study of the Position. 34 short pieces for the study of the second, third, fourth, fifth and seventh positions and the half-position. With a second violin ad. lib.

##### MAZAS, F.

331/332 Op. 38. 12 Little Duets (Schradeck). 2 vols.  
333/334 Op. 39. 6 Duets (Schradeck). 2 vols.  
446/447 Op. 70. 12 Little Duets (F. Hermann). 2 vols.

##### PLEYEL, I.

297 Op. 8. 6 Little Duets  
298 Op. 48. 6 Little Duets  
448 Op. 59. 6 Little Duets

##### VIOTTI, G. B.

520 Op. 9. 3 Duets (B., G. m., E.)  
519 Op. 20. 6 Duets (B., C., G., A. m., D. m.) (Lichtenberg)  
518 Op. 29. 3 Duets (D., A., G. m.) (Lichtenberg)

##### WIENIAWSKI, H.

184/185 Op. 18. 8 Etudes caprices, with second violin part in score (Lichtenberg). 2 vols.

Volumes marked \* are no longer published in Schirmer's Library but appear as separate editions.

In ordering please mention Schirmer's Library and give number.  
Complete Catalog of Schirmer's Library mailed free upon request.

Vol. 573

Published by

G. SCHIRMER

New York