



Marcelo Torcato

Arrangeur, Compositeur, Directeur, Interprete, Editeur, Professeur

Brésil, Pauliceia

A propos de l'artiste

Il a étudié le piano, la naissance: Barueri - BRASIL. Ville qui habite: Paulicéia - BRASIL. projets Musique: GI - Groupe Instrumental; musique de piano.

Qualification:

- 1 Flute à Bec Soprano;
- 1 Flute à Bec Soprano;
- 1 Flute à Bec Contralto;
- 1 Melodica;
- 1 Mandoline;
- 1 Ukelele;
- 1 Guitare;
- 1 Guitare pedal;
- 1 Viole Caipira;
- 1 Basse;
- 1 Accordéon;
- 1 Synthétiseur;
- 1 Piano;
- 1 Batterie;
- 1 Percusion: atabaque;
- pandeiro; triângulo; ganzá;
- pandeirola.

Site Internet: <http://www.marcelotorca.com>

A propos de la pièce



Titre: Primeiros Passos
Compositeur: Torcato, Marcelo
Arrangeur: Torcato, Marcelo
Licence: Creative Commons Licence
Editeur: Torcato, Marcelo
Instrumentation: Contre Basse, Piano
Style: Methodes

Marcelo Torcato sur [free-scores.com](http://www.free-scores.com)

http://www.free-scores.com/partitions_gratuites_torca-marcelo.htm

- Contacter l'artiste
- Commenter cette partition
- Ajouter votre interprétation MP3
- Accès partition et écoute audio avec ce QR Code :



Cette partition ne fait pas partie du domaine public. Merci de contacter l'artiste pour toute utilisation hors du cadre privé.

Marcelo Morales Torcato

Primeiros Passos

1ª. Edição

Paulicéia
Marcelo Morales Torcato
2009

Índice.

Claves	pág. 04
Pauta	pág. 04
Notas na Clave de Sol	pág. 04
Notas na Clave de Fá	pág. 05
Notas nos Instrumentos Musicais	pág. 05
Toque as Notas	pág. 08
Formando Acordes	pág. 09
Exercício	pág. 09
Tablaturas dos Instrumentos Musicais	pág. 10

As Claves.



Clave de Sol




Clave de Fá



Clave de Dó

Servem para dar nome as notas.

Pauta.





Pauta



Onde escrevem as notas musicais, claves, possui cinco linhas e quatro espaços.

As Notas.

Na Clave de Sol.

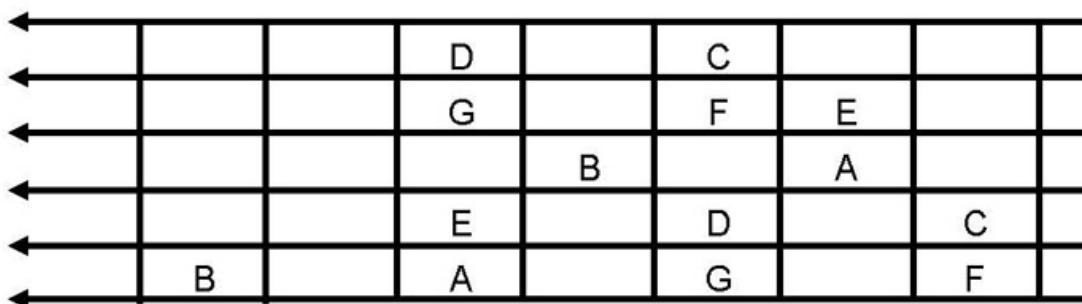


Na Clave de Fá.

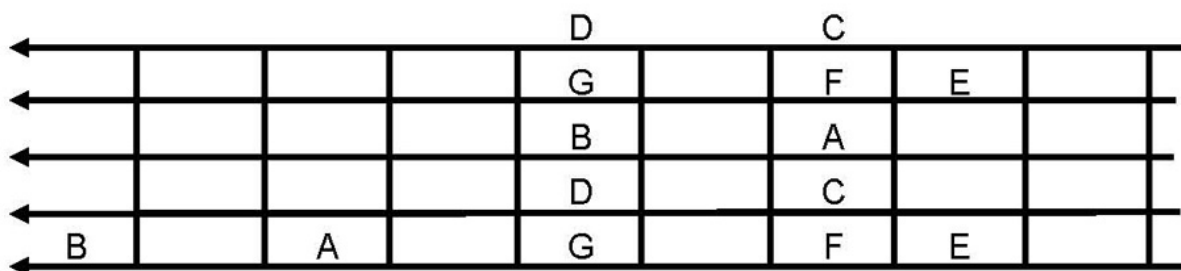


Notas nos instrumentos musicais.

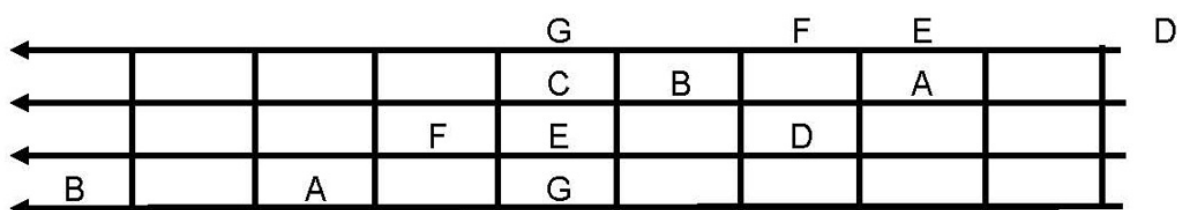
Violão e Guitarra.



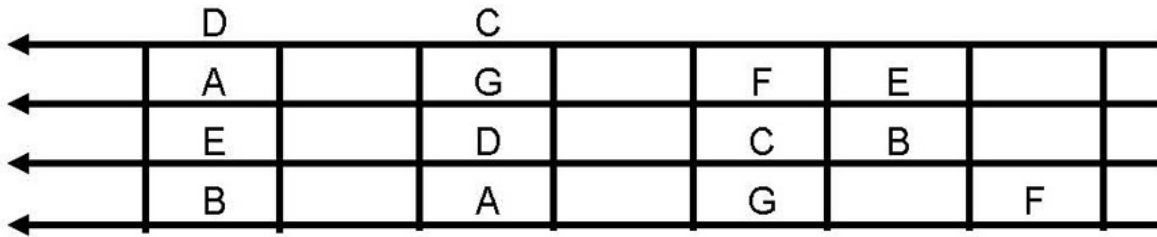
Viola Caipira.




Cavaquinho.



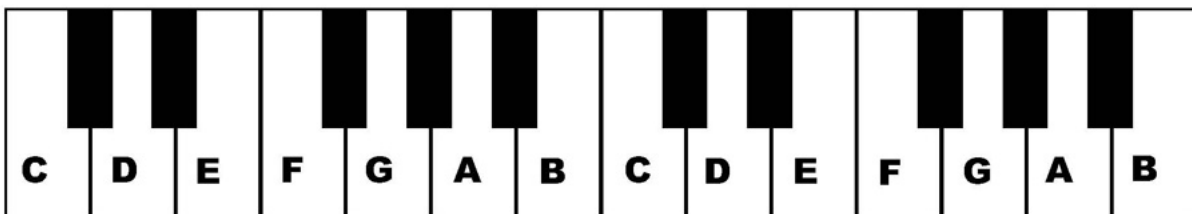
Bandolim.



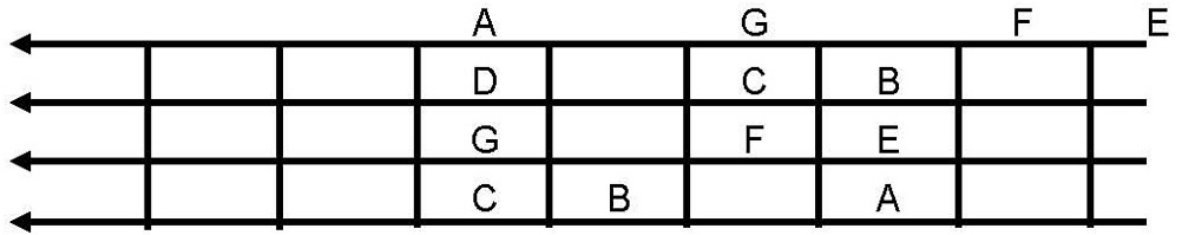
Flauta-doce.



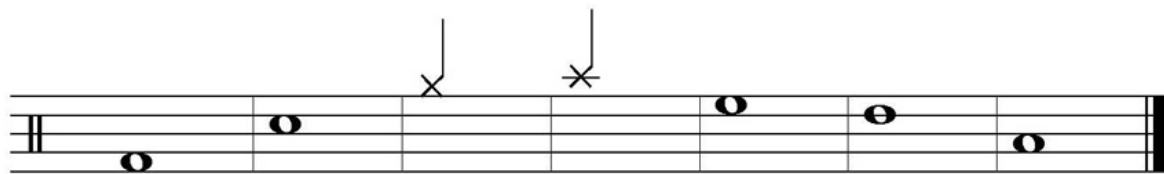
Teclado, Acordeão, Escaleta, Piano, Metalofone.



Baixo.




Notas na Bateria.



Bumbo Caixa Chimbal Prato Ton1 Ton2 Surdo

1 2 3 4 5 6 7



1. Toque as notas C e G em valores de 4 tempos.

C G C G

2. Toque as notas C e G em valores de 2 tempos.

C G

3. Toque as notas C e G em valores de 1 tempo.

C G

4. Toque as notas D e A em valores de 4 tempos.

D A D A

5. Toque as notas D e A em valores de 2 tempos.

D A

6. Toque as notas D e A em valores de 1 tempo.

D A

7. Toque as notas E e B em valores de 4 tempos.

E B E B

8. Toque as notas E e B em valores de 2 tempos.

E B

9. Toque as notas E e B em valores de 1 tempo.

E B

10. Toque as notas.

Musical notation for exercise 10, showing a sequence of notes: F, C, D, C, E, F, D, C.

11. Formando acordes no teclado, acordeão, escaleta, piano e metalofone.

Musical notation for exercise 11, showing chord progressions: C, G, Dm, Am, Em, F, and F# (fá sustenido).

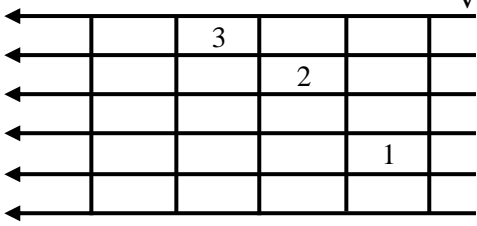
12. Formando acordes no violão, guitarra, cavaquinho, bandolim e viola caipira.

Musical notation for exercise 12, showing chord progressions: G, D, A, C, Em, F, and B.

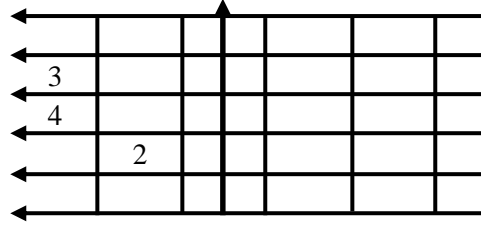
13. Exercícios para todos os instrumentos musicais.

Musical notation for exercise 13, showing a sequence of notes: C, B, A, G, A, B, A, B, E, D, C, B, D, E, F, F and C, G, C, E, F, B, A, D, E, G, B, D, F, E, C, A, B, C, C.

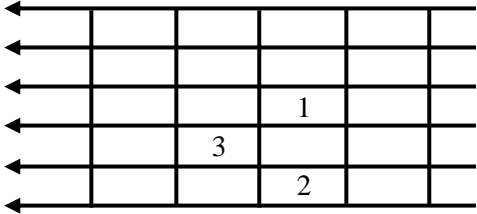
Violão e Guitarra



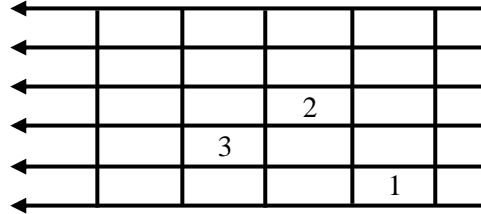
C



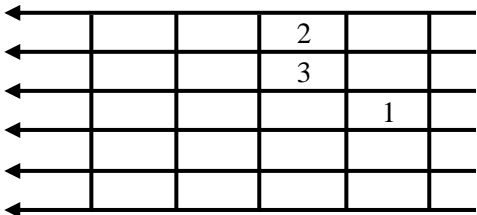
Cm



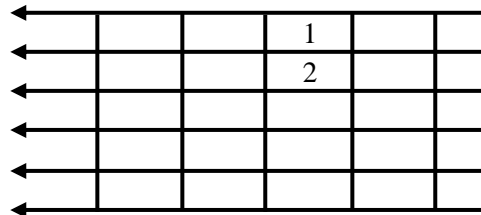
D



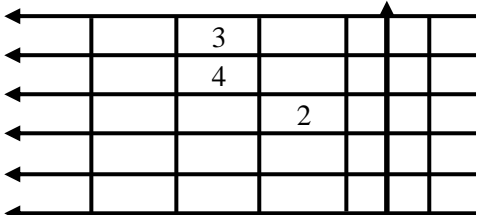
Dm



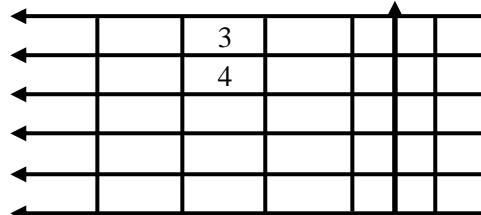
E



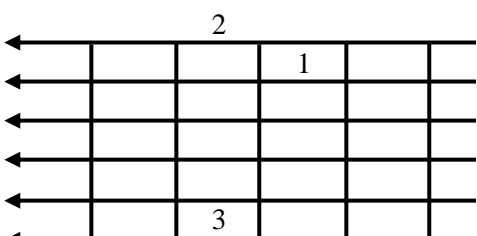
Em



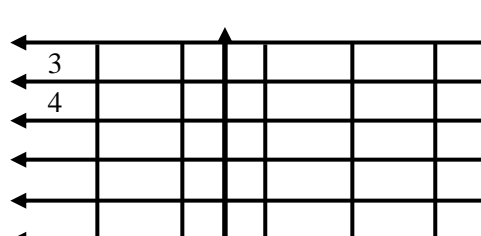
F



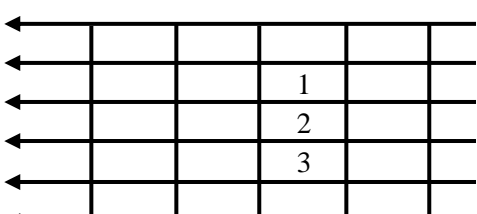
Fm



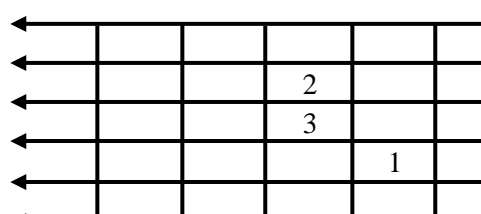
G



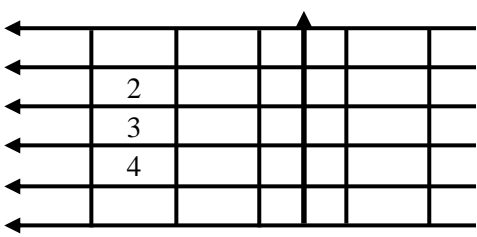
Gm



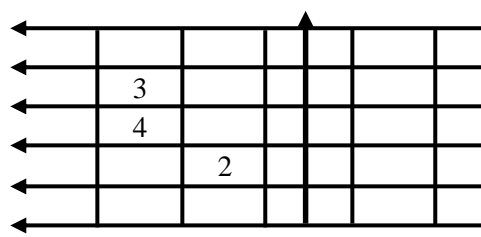
A



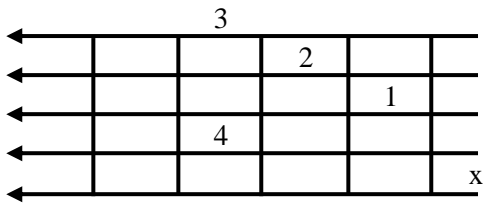
Am



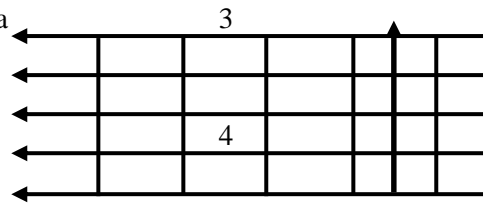
B



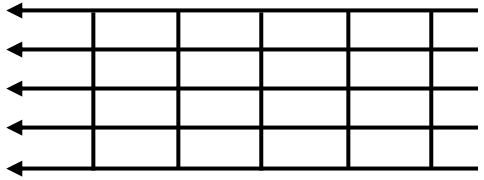
Bm



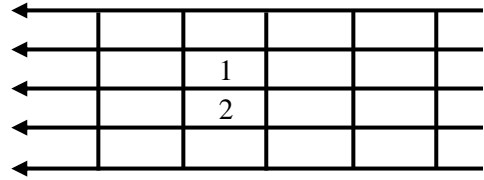
Viola Caipira
C



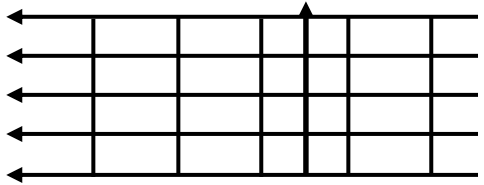
Cm



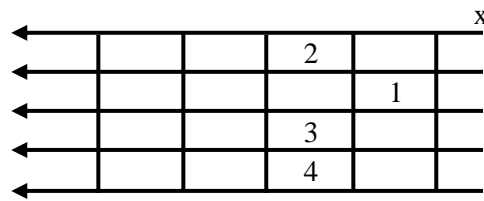
D



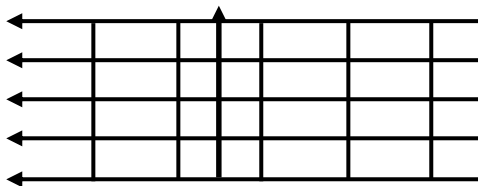
Dm



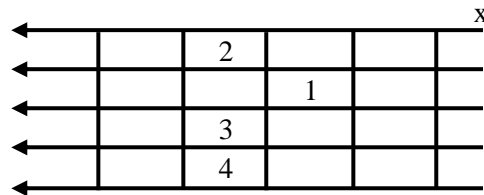
E



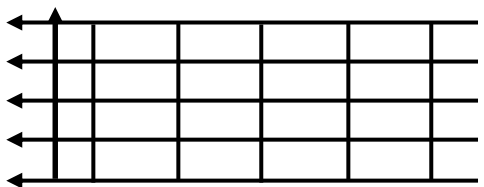
Em



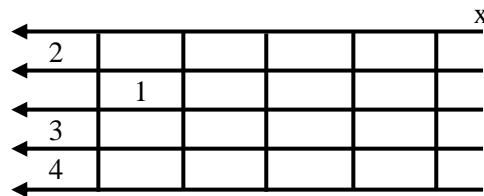
F



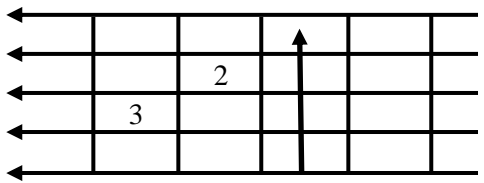
Fm



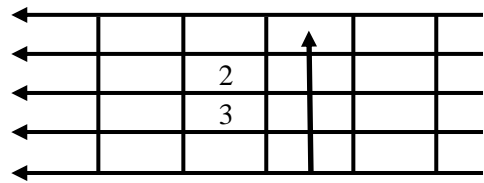
G



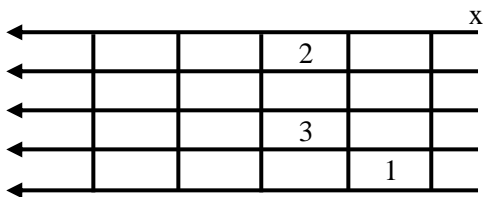
Gm



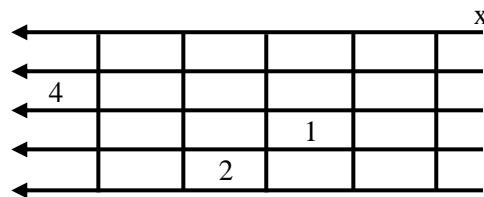
A



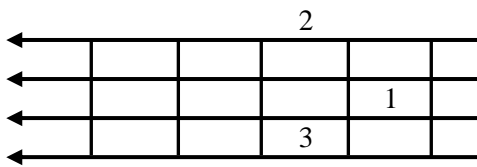
Am



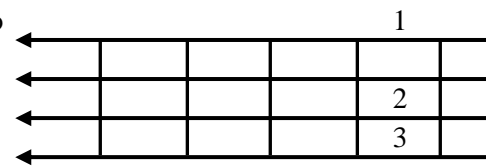
B



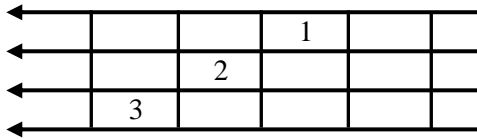
Bm



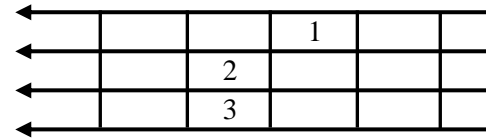
Cavaquinho
C



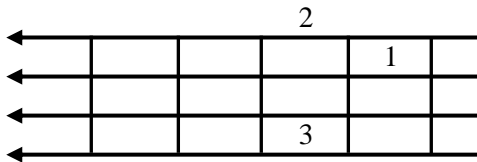
Cm



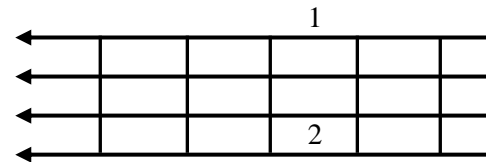
D



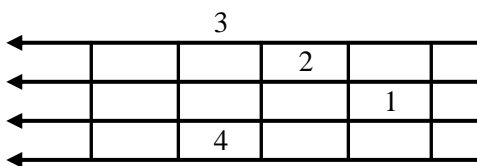
Dm



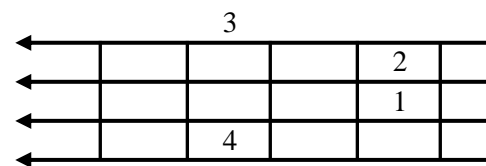
E



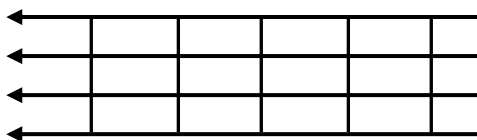
Em



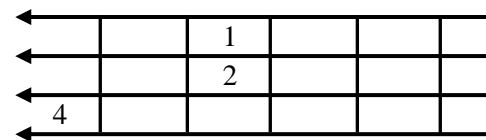
F



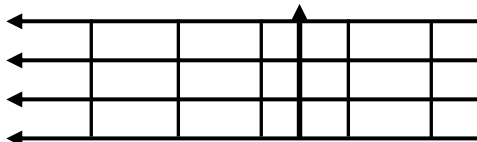
Fm



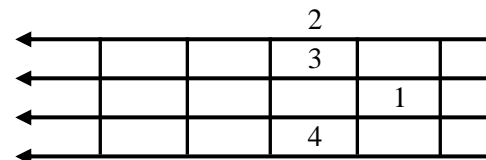
G



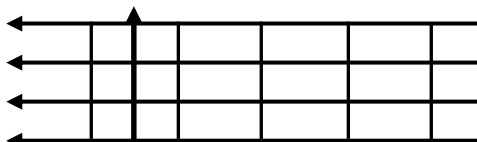
Gm



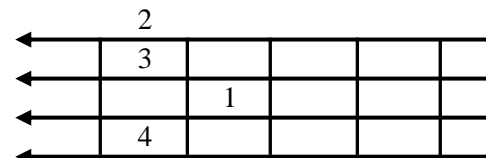
A



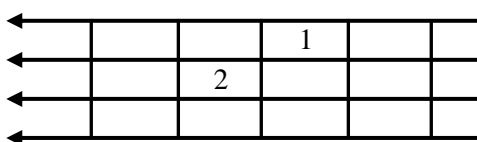
Am



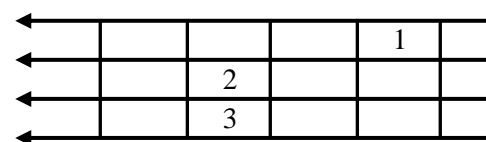
B



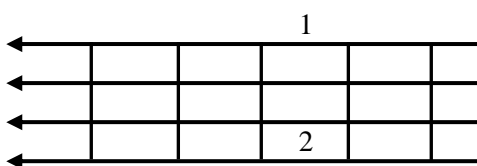
Bm



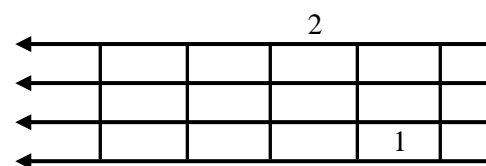
Bandolim
C



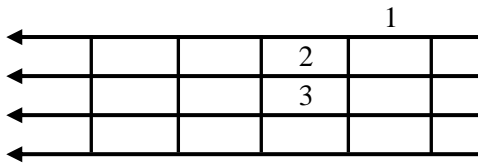
Cm



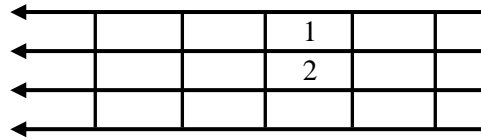
D



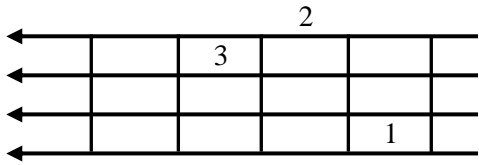
Dm



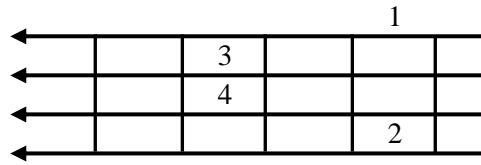
E



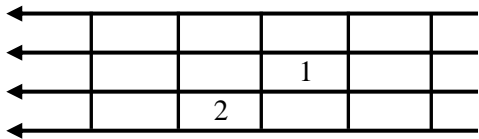
Em



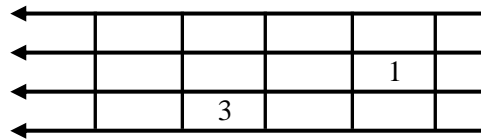
F



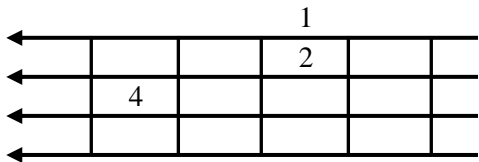
Fm



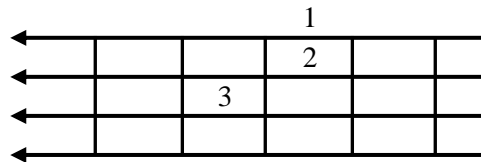
G



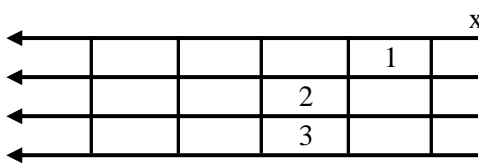
Gm



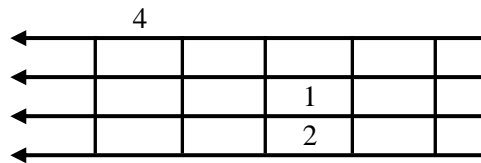
A



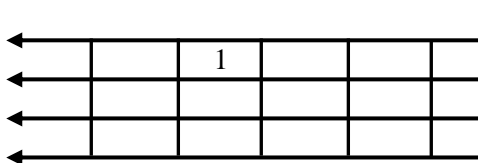
Am



B

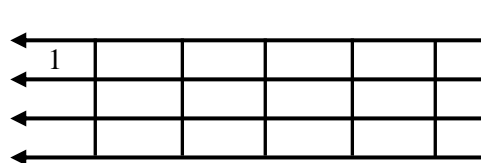


Bm

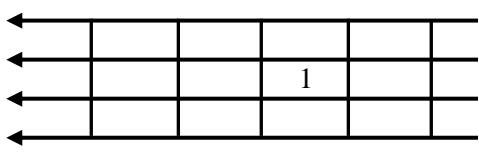


C

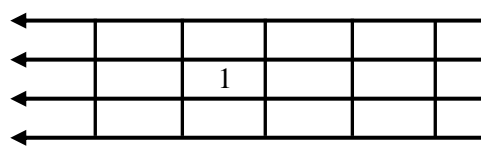
Baixo



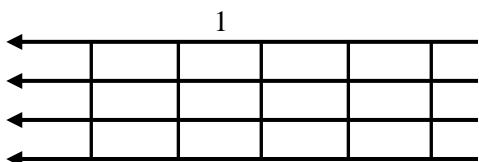
D



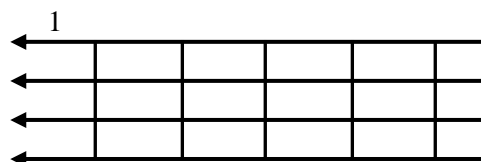
E




F



G



A



B