



Marcelo Torcato

Arrangeur, Compositeur, Directeur, Interprete, Editeur, Professeur

Brésil, Pauliceia

A propos de l'artiste

Il a étudié le piano, la naissance: Barueri - BRASIL. Ville qui habite: Paulicéia - BRASIL. projets Musique: GI - Groupe Instrumental; musique de piano.

Qualification:

- 1 Flute à Bec Soprano;
- 1 Flute à Bec Soprano;
- 1 Flute à Bec Contralto;
- 1 Melodica;
- 1 Mandoline;
- 1 Ukelele;
- 1 Guitare;
- 1 Guitare pedal;
- 1 Viole Caipira;
- 1 Basse;
- 1 Accordéon;
- 1 Synthétiseur;
- 1 Piano;
- 1 Batterie;
- 1 Percusion: atabaque;
- pandeiro; triângulo; ganzá;
- pandeirola.

Site Internet: <http://www.marcelotorca.com>

A propos de la pièce



Titre: Aula de Música Grupo Instrumental
Compositeur: Torcato, Marcelo
Arrangeur: Torcato, Marcelo
Licence: Creative Commons Licence Marcelo Torca www.marceloto
Editeur: Torcato, Marcelo
Instrumentation: Ensemble country: banjo, accordéon, harmonica et violon
Style: Methodes

Marcelo Torcato sur [free-scores.com](http://www.free-scores.com)

http://www.free-scores.com/partitions_gratuites_torca-marcelo.htm

- Contacter l'artiste
- Commenter cette partition
- Ajouter votre interprétation MP3
- Accès partition et écoute audio avec ce QR Code :



Cette partition ne fait pas partie du domaine public. Merci de contacter l'artiste pour toute utilisation hors du cadre privé.

Marcelo Morales Torcato

Aula de Música Grupo Instrumental

1ª Edição

Pauliceia
Marcelo Morales Torcato

2009



Pauliceia, 22 de Setembro de 2009.

ÍNDICE.

Primeira Aula	pág. 04
Pauta	pág. 04
Claves	pág. 04
Notas na Clave de Sol	pág. 04
Notas na Clave de Fá	pág. 05
Notas na Clave de Dó	pág. 05
Notas nos Instrumentos Musicais	pág. 05
Notas na Guitarra e Violão	pág. 05
Notas no Telclado, Piano, Acordeão, Escaleta, Celesta, Cravo, Espineta.	pág. 06
Notas no Bandolim	pág. 06
Notas Cavaquinho	pág. 06
Notas no Baixo	pág. 06
Notas na Viola Caipira	pág. 07
Notas na Flauta-doce Soprano	pág. 07
Notas na Flauta-doce Contralto	pág. 08
Notas na Bateria	pág. 08
As Notas, Método	pág. 09
Deslizando	pág. 17

Primeira Aula.

A pauta é o local da escrita musical, possui cinco linhas e entre essas linhas, quatro espaços.



As claves servem para dar nome as notas e indicar a altura destas notas. Temos a Clave de Sol, Clave de Fá e Clave de Dó.



As notas musicais são sete: dó, ré, mi, fá, sol, lá, si. Também podem ser representadas por letras: C, D, E, F, G, A, B.

As notas musicais nas três claves:



C D E F G A B C D E F G A B C

dó ré mi fá sol lá si dó ré mi fá sol lá si dó

C D E F G A B C D E F G A B C

dó ré mi fá sol lá si dó ré mi fá sol lá si dó

Neste método, serão ensinadas as notas nas claves de sol e fá.

Os instrumentos musicais que utilizam a Clave de Sol: flauta-doce; escaleta; bandolim; cavaquinho; piano; acordeão; teclado; guitarra; violão; viola caipira.

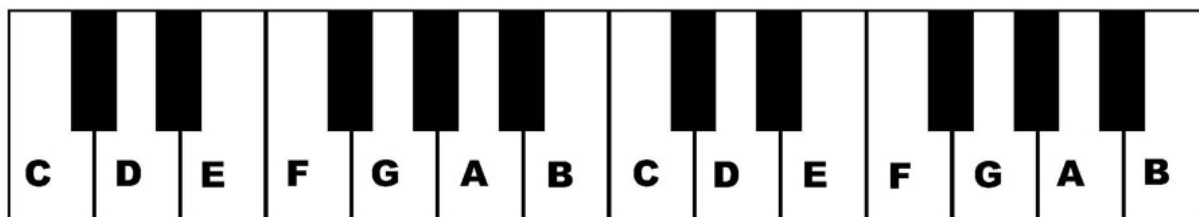
Os instrumentos musicais que utilizam a Clave de Fá: Baixo; Piano; Teclado; Acordeão.

Identificando as notas nos instrumentos musicais.

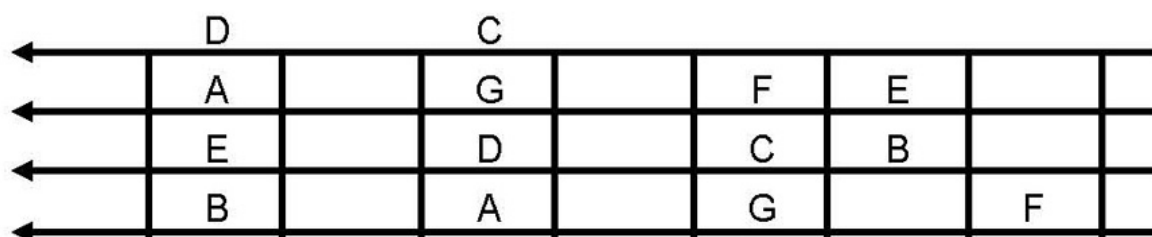
Guitarra e Violão.

			D		C		
			G		F	E	
				B		A	
			E		D		C
	B		A		G		F

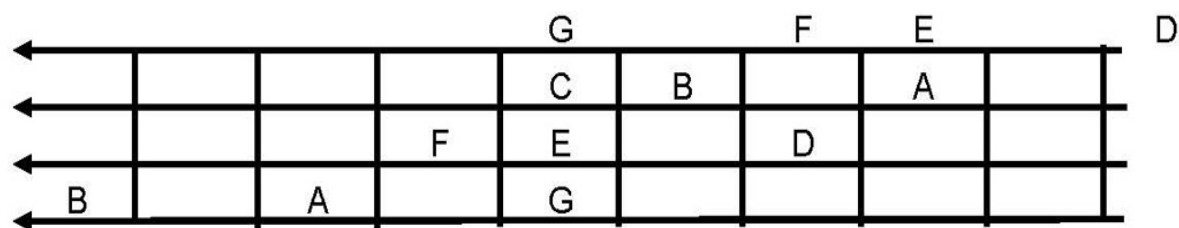
Telclado, Piano, Acordeão, Escaleta, Celesta, Cravo, Espineta.



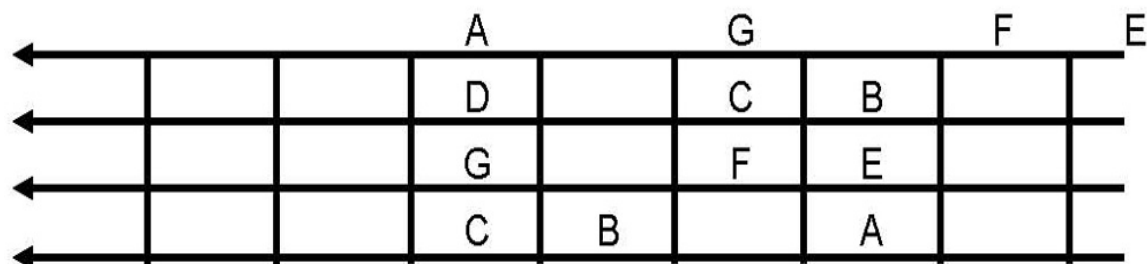
Bandolim.



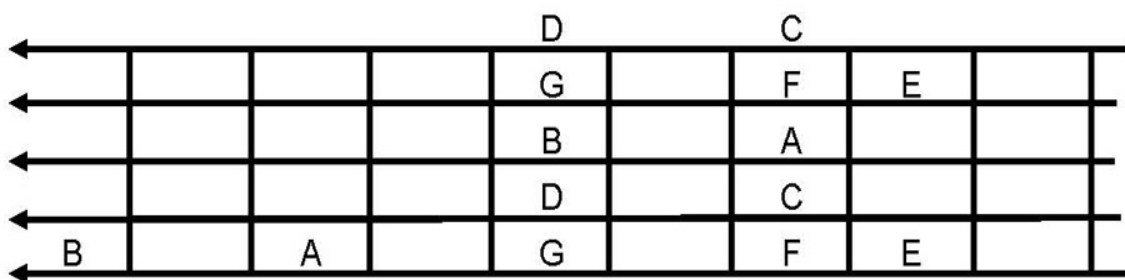
Cavaquinho.




Baixo.




Viola Caipira.



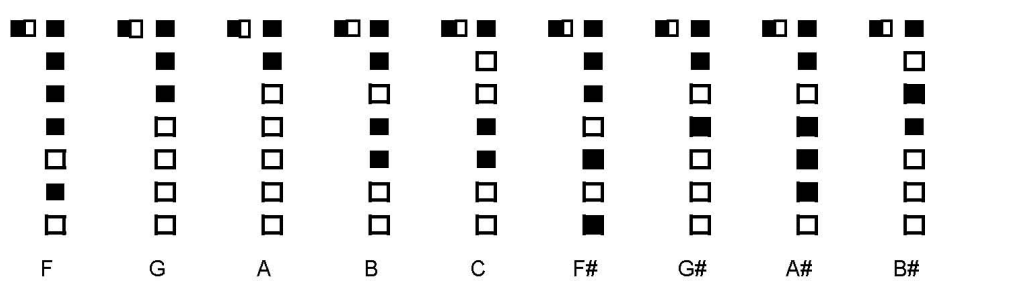
Flauta-doce Soprano.



C D E F G A B C D E



C# D# E# F# G# A# B# C# D# E#



F G A B C F# G# A# B#

Flauta-doce Soprano

- C# = Db
- D# = Eb
- E# = F
- F# = Gb
- G# = Ab
- A# = Bb
- B# = C

Flauta-doce Contralto.

Flute fingering chart for notes F, G, A, B, C, D, E, F, G, A. Each note is represented by a vertical column of squares indicating finger placement: solid black squares for fingers to be pressed, and open squares for fingers to be lifted. Fingers are numbered 1-5 from thumb to pinky.

Flute fingering chart for notes F#, G#, A#, B#, C#, D#, E#, F#, G#, A#. Each note is represented by a vertical column of squares indicating finger placement: solid black squares for fingers to be pressed, and open squares for fingers to be lifted.

Flute fingering chart for notes B, C, D, E, F, B#, C#, D#, E#. Each note is represented by a vertical column of squares indicating finger placement: solid black squares for fingers to be pressed, and open squares for fingers to be lifted.

C# = Db
 D# = Eb
 E# = F
 F# = Gb
 G# = Ab
 A# = Bb
 B# = C

Flauta-doce Contralto

Bateria.


Musical staff with seven measures. Above the staff are numbers 1 through 7. Measure 3 has a cymbal symbol (x) above it. Measure 4 has a snare symbol (x) above it. Below the staff, the instrument names are listed: Bumbo, Caixa, Chimal, Prato, Ton1, Ton2, Surdo.




As Notas Método

Marcelo Morales Torcato
(Marcelo Torca)

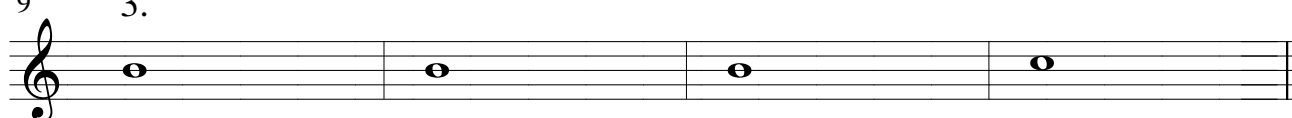
1 1.



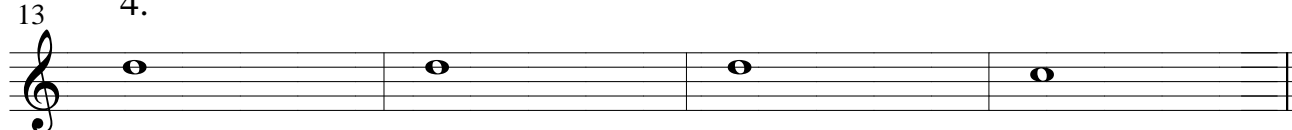
5 2.



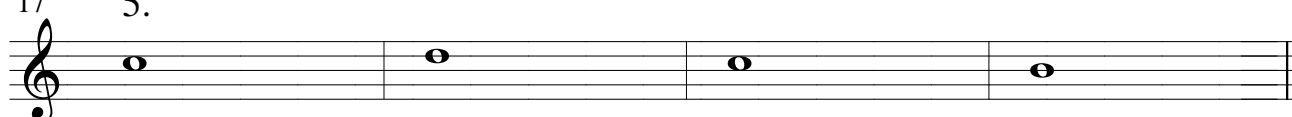
9 3.




13 4.




17 5.



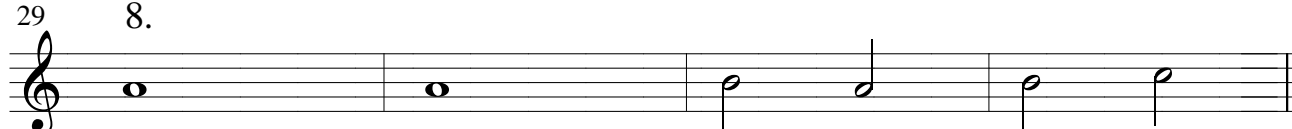
21 6.



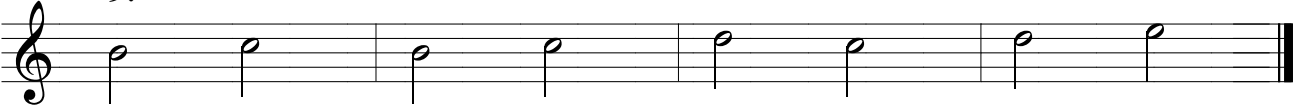
25 7.



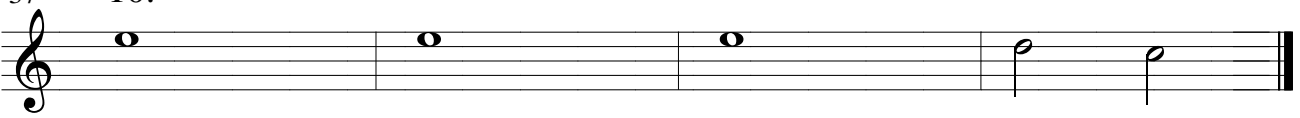
29 8.



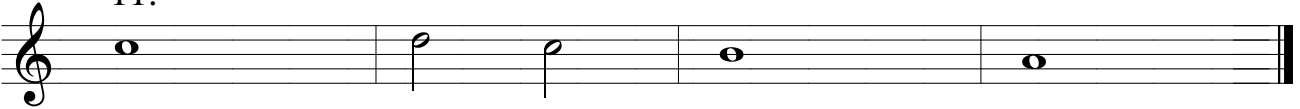
33 9.



37 10.



41 11.



45 12.



49 13.



53 14.



57 15.



61 16.



65 17.



69 18.




Musical staff 18: Treble clef, starting with a whole note G4, followed by quarter notes A4, B4, C5, and a whole note D5.

73 19.



Musical staff 19: Treble clef, starting with a whole note G4, followed by quarter notes A4, B4, C5, D5, E5, F5, G5, and a whole note G4.

77 20.



Musical staff 20: Treble clef, starting with quarter notes G4, A4, B4, followed by quarter notes C5, B4, A4, G4, then quarter notes F4, E4, D4, and a whole note C4.

81 21.



Musical staff 21: Treble clef, starting with quarter notes G4, A4, B4, C5, followed by quarter notes D5, C5, B4, A4, then quarter notes G4, F4, E4, D4, and a whole note C4.

85 22.



Musical staff 22: Treble clef, starting with quarter notes G4, A4, B4, followed by quarter notes C5, B4, A4, G4, then quarter notes F4, E4, D4, and a whole note C4.

89 23.



Musical staff 23: Treble clef, starting with quarter notes G4, A4, B4, C5, followed by quarter notes D5, C5, B4, A4, then quarter notes G4, F4, E4, and a whole note D4.

93 24.




Musical staff 24: Treble clef, starting with quarter notes G4, A4, B4, C5, followed by quarter notes D5, C5, B4, A4, then quarter notes G4, F4, E4, and a whole note D4.

97 25.



Musical staff 25: Treble clef, starting with quarter notes G4, A4, B4, C5, followed by quarter notes D5, C5, B4, A4, then quarter notes G4, F4, E4, and a whole note D4.

101 26.



Musical staff 26: Treble clef, starting with quarter notes G4, A4, B4, C5, followed by quarter notes D5, C5, B4, A4, then quarter notes G4, F4, E4, and a whole note D4.

105 27.



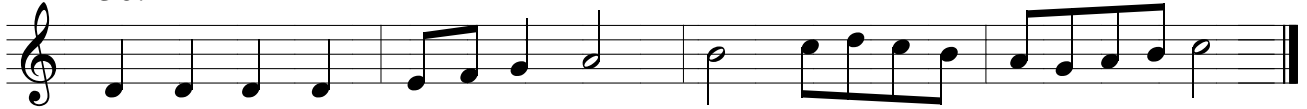
109 28.



113 29.




117 30.




As Notas Método

Marcelo Morales Torcato
(Marcelo Torca)


1 1.




5 2.




9 3.




13 4.



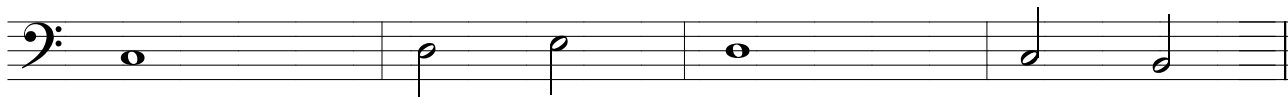
17 5.



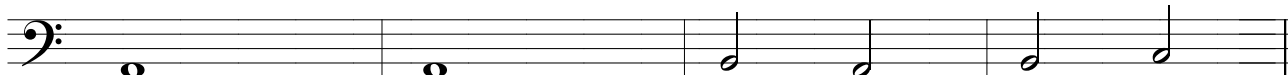
21 6.



25 7.



29 8.



33 9.

Musical staff 9: Bass clef, 4/4 time signature. Measures 33-36: G2, A2, B2, C3, D3, E3, F3, G3. Measure 37: G3, F3. Measure 38: E3, D3. Measure 39: C3, B2. Measure 40: A2, G2.

37 10.

Musical staff 10: Bass clef, 4/4 time signature. Measures 37-40: G2, A2, B2, C3, D3, E3, F3, G3.

41 11.

Musical staff 11: Bass clef, 4/4 time signature. Measures 41-44: G2, A2, B2, C3, D3, E3, F3, G3.

45 12.

Musical staff 12: Bass clef, 4/4 time signature. Measures 45-48: G2, A2, B2, C3, D3, E3, F3, G3.

49 13.

Musical staff 13: Bass clef, 4/4 time signature. Measures 49-52: G2, A2, B2, C3, D3, E3, F3, G3.

53 14.

Musical staff 14: Bass clef, 4/4 time signature. Measures 53-56: G2, A2, B2, C3, D3, E3, F3, G3.

57 15.

Musical staff 15: Bass clef, 4/4 time signature. Measures 57-60: G2, A2, B2, C3, D3, E3, F3, G3.


61 16.

Musical staff 16: Bass clef, 4/4 time signature. Measures 61-64: G2, A2, B2, C3, D3, E3, F3, G3.

65 17.

Musical staff 17: Bass clef, 4/4 time signature. Measures 65-68: G2, A2, B2, C3, D3, E3, F3, G3.


69 18.



73 19.



77 20.



81 21.



85 22.




89 23.




93 24.



97 25.



101 26.




105 27.




109 28.



113 29.



117 30.



Deslizando

11/03/2000

Marcelo Morales Torcato
(Marcelo Torca)

Escaleta,
Bandolim

Guitarra,
Violão,
Viola Caipira.

Baixo

Teclado,
Acordeão,
Flauta-doce.

solo

Teclado
Baixo

The first system of the musical score for 'Deslizando' is written in 4/4 time. It consists of six staves. The top staff (Escaleta/Bandolim) features a simple harmonic line with quarter notes. The second staff (Guitarra/Violão/Viola Caipira) has a rhythmic accompaniment of eighth notes. The third staff (Baixo) provides a bass line with quarter notes. The fourth staff (Teclado/Acordeão/Flauta-doce) contains a melodic line with eighth notes. The fifth staff (solo) is marked with a 'solo' instruction and contains a complex, fast-moving melodic line with sixteenth and thirty-second notes. The sixth staff (Teclado/Baixo) has a bass line with eighth notes.

The second system of the musical score continues the piece in 4/4 time. It consists of six staves. The top two staves (Escaleta/Bandolim and Guitarra/Violão/Viola Caipira) continue their respective parts from the first system. The third staff (Baixo) continues with a steady bass line. The fourth staff (Teclado/Acordeão/Flauta-doce) continues with a melodic line. The fifth staff (solo) continues with a complex, fast-moving melodic line. The sixth staff (Teclado/Baixo) continues with a bass line.



The first system of the musical score consists of six staves. The top two staves are in treble clef, and the bottom two are in bass clef. The middle two staves are also in treble clef. The key signature is one sharp (F#). The music features a mix of simple quarter notes and more complex rhythmic patterns, including sixteenth-note runs in the lower staves.



The second system of the musical score consists of six staves, continuing the piece. It maintains the same key signature of one sharp (F#). The musical notation includes various rhythmic values and melodic lines across the different staves, with some staves showing more intricate sixteenth-note passages.

The image displays a musical score for a piece titled "Deslizando". The score is arranged in six staves, organized into two systems of three staves each. The top system consists of three staves, all using treble clefs. The first two staves in this system contain simple melodic lines with quarter and eighth notes. The third staff in the top system is a bass line, featuring a simple harmonic accompaniment with quarter notes and rests. The bottom system also consists of three staves. The first staff in this system is a treble clef staff with a simple melodic line. The second and third staves in the bottom system are bass clef staves. The second staff in the bottom system features a complex, fast-moving melodic line with many sixteenth notes and slurs. The third staff in the bottom system is a bass line with a similar complex, fast-moving melodic line, also featuring many sixteenth notes and slurs. The entire score is enclosed in a large bracket on the left side.